



**THE UNITED REPUBLIC OF TANZANIA
MINISTRY OF HOME AFFAIRS
TANZANIA PRISONS SERVICE**

**PRISONERS STATISTICS REPORT
TANZANIA MAINLAND, 2024**



APRIL 2025

Table of Contents

List of Tables.....	iii
List of Figures	v
Abbreviations	vi
Foreword	vii
Acknowledgments.....	viii
Summary	ix
CHAPTER ONE	1
Background	1
1.0 Introduction.....	1
1.1 Geography and Administration.....	1
1.2 Tanzania Prisons Service	2
1.2.1 Responsibilities of the Tanzania Prisons Service	2
1.2.2 Tanzania Prisons Service Statistics.....	3
1.2.3 The Research and Statistical Unit of Tanzania Prisons Service	3
CHAPTER TWO	4
Statistics of Offenders in Prisons	4
2.0 Introduction.....	4
2.1 Prisoner's Statistics by Region and Sex	4
2.2 Convicts Prisoner statistics in Prisons by Regions and Age Tanzania Mainland, 2024.....	6
2.3 Convict Prisoners Statistics in Prisons by Regions, Sex and Behavior.....	7
2.4 Convict Prisoners Sentenced to Death Penalty and their Status of Appeals	8
2.5 Adult and Child Convicts statistics who were in Prisons by Sex and Type of Offence	9
2.6 Adult Convicts Statistics in Prisons by Type of Offence and Length of Sentence.....	11
2.7 Adult and Child Remands in Prisons whose Cases Were Still Pending in Court by Sex, Type of Offences and Duration.....	13
2.8 Pregnant Offenders and Offenders with Children	15
2.9 Foreign Convicts who were in Prisons by Sex, Type of offence and Countries of Domicile, 2024	16
2.10 Foreign Remands who were in Prisons by Sex and Type of Offence.....	17
2.11 Prisoners with Mental Disabilities.....	18
CHAPTER THREE.....	19
Offenders Admitted in Prisons Directly from Court	19
3.0 Introduction.....	19
3.1 Offenders Admitted in Prisons Directly from Courts by Sex and Region.....	19
3.2 Convicts Admitted in Prisons from Courts by Age, Sex and Region	21
3.3 Second Offenders and Recidivist Admitted in Prisons from Courts by Sex and Region	23
3.4 Adult Convicts Admitted in Prisons from Court by Sex, Type of Offence and Length of Sentence.....	24
3.5 Child Convicts Admitted from Court by Sex, Type of Offence and Length of Sentence	26

3.6	Convicts admitted in Prisons from Court for Failure to Pay Fines by Length of Sentence and Region	28
3.7	Pregnant Offenders and Offenders with Children Admitted in Prisons Directly from Courts by Type of Offence	29
3.8	Adult Remands Received Directly from Courts by Sex, Type of Offence and Waiting for hearing and Judgement	29
3.9	Child Remands Admitted in Prisons Directly from Courts by Sex, Type of Offence and Waiting for Hearing and Judgement	30
3.10	Foreign Convict Prisoners Admitted in Prisons from Court by Sex and Country of Domicile	31
3.11	Foreign Remands Admitted in Prisons from Court by Sex and Country of Domicile	33
	CHAPTER FOUR.....	35
	Offenders Transferred from One Prison to Another.....	35
4.0	Introduction.....	35
4.1	Transfer of Offenders by Sex and Region	35
	CHAPTER FIVE.....	37
	Offenders Released from Prisons.....	37
5.0	Introduction.....	37
5.1	Offenders Released from Prisons	37
5.2	Convicts Released on Extra Mural Penal Labour (EML) by Sex and Region, Tanzania Mainland, 2024.....	39
5.3	Prisoners Released after Paying Fines by Length of Sentence and Region	40
5.4	Prisoner released by Presidential Amnesty.....	40
5.4.1	Convicts Benefited from Presidential Pardon.....	40
5.5	Prisoners Released by Parole by Sex and Region	45
5.6	Escapee Offenders under Lawful Custody by Sex and Region	46
5.7	Death of offenders in Prisons by Sex and Region	47
	CHAPTER SIX.....	49
	Offenders Charged with Disciplinary Penalties while in Prisons	49
6.0	Introduction.....	49
6.1	Offenders Awarded Penalties in Prisons by Region and Type of Crime	49
	CHAPTER SEVEN.....	51
	Remand Prisoners Sentenced to Imprisonment While in Prisons	51
7.0	Introduction.....	51
7.1	Remands Convicted While in Prison by Sex and Region	51
	CHAPTER EIGHT	53
	Conclusion	53
8.0	Introduction.....	53
8.1	Recommendations	54
	Appendix Tables.....	55

List of Tables

Table 2.1	Prisoners statistics in Prisons by Sex and Region: Tanzania Mainland, 2023 and 2024 ...	5
Table 2.2	Convicts Prisoner Statistics in Prisons by Age, Sex and Region: Tanzania Mainland, 2024.....	6
Table 2.3	Convict statistics in Prison by Region, Sex, and Type of Behaviour: Tanzania Mainland, 2024.....	8
Table 2.4	Convict Prisoners Sentenced to Death by Type of Appeals and Region: Tanzania Mainland, 2024	9
Table 2.5	Statistics of Adult and children Convicts in Prisons by Sex and Type of Offence: Tanzania Mainland, 2024	10
Table 2.6	Number of Adult convicts in Prisons by Type of Offence and Length of Sentences: Tanzania Mainland, 2024	12
Table 2.7	Number of Remands who were in Prisons by Sex and Type of Offences: Tanzania Mainland, 2024.	13
Table 2.8	Number of Pregnant Offenders and Offenders with Children by Type of Offence: Tanzania Mainland, 2024	15
Table 2.9	Foreign Convicts who were in Prisons by Sex and Type of Offence: Tanzania Mainland, 2024.....	16
Table 2.10	Foreign convicts who were in Prisons by Sex and Country of origin, 2024.....	17
Table 2.11	Foreign Remands Statistics in Prisons by Sex and Type of Offence: Tanzania Mainland, 2024.....	18
Table 2.12	Foreign Remands who were in Prisons by Sex and Country of Domicile, Tanzania Mainland, 2024	18
Table 3.1	Offenders Admitted in Prisons from Court by Sex and Region: Tanzania Mainland, 2023 and 2024.....	20
Table 3.2	Number of Convicts Admitted Directly from Court by Age, Sex and Region: Tanzania Mainland, 2024	22
Table 3.3	Number of Second Offenders and Recidivist Admitted in Prisons Directly from Court by Sex and Region: Tanzania Mainland, 2024.....	23
Table 3.4	Number of Adult Prisoners Admitted from Court by Sex, Type of Offence and Length of Sentences: Tanzania Mainland, 2024	25
Table 3.5	Number of Children Prisoners Admitted from Court by Sex, Type of Offence and Length of Sentence: Tanzania Mainland, 2024	27
Table 3.6	Number of Convicts Received in Prisons from Courts Who Failed to Pay Fines by Region and Length of Sentences, Tanzania Mainland, 2024.	28
Table 3.7	Number of Pregnant Offenders and Offenders with Children Received in Prisons Directly from Courts by Type of Offence: Tanzania Mainland, 2024.	29
Table 3.8	Number of Adult Remand Prisoners Received Directly from Courts by Sex, Type of Offences and waiting Time for Judgment: Tanzania Mainland, 2024	30
Table 3.9	Number of Child Remands Admitted in Prisons from Courts by Sex, Waiting Duration Before Judgment and Type of Offences: Tanzania Mainland, 2024.	31
Table 3.10	Number of Foreign Convicts Received in Prisons from Courts by Sex and Country of Domicile: Tanzania Mainland, 2024.	32
Table 3.11	Number of Foreign Convicts Admitted in Prisons from Court by Sex and Type of Offense: Tanzania Mainland, 2024	32

Table 3.12	Foreign Remands Admitted in Prisons from Court by Sex and Domicile Country, Tanzania Mainland, 2024.	33
Table 3.13	Number of Foreign Remands Admitted in Prisons from Court by Sex and Type of Offence: Tanzania Mainland, 2024.	34
Table 4.1	Number of Offenders Transferred by Sex and Region: Tanzania Mainland, 2024.....	36
Table 5.1	Number of Offenders Released from Prison by Sex and Region: Tanzania Mainland, 2024.....	38
Table 5.2	Number and Percentage Distribution of Convicts Released on Extra Mural Penal Employment (EML) by Sex and Region: Tanzania Mainland, 2024.....	39
Table 5.3	Number and Percentage Distribution of Prisoners Released After Paying Fines by Length of Sentence and Region: Tanzania Mainland, 2024	40
Table 5.4	Number of Convicts Benefited from Presidential Pardon by Region: Tanzania Mainland, 2024.....	42
Table 5.5	Number of convicts benefitted from Presidential pardon in 2024 by Region and Type of offences	44
Table 5.6	Prisoners released by Parole by Region and Sex 2024.	46
Table 5.7	Number of Escapee Offenders by Sex, Type and Region: Tanzania Mainland, 2024	47
Table 5.8	The Death of Offenders in Prisons by Region and Sex Tanzania Mainland, 2024.....	48
Table 6.1	Number of Offenders Charged with Disciplinary Penalties While in Prisons by Type of Penalty and Region: Tanzania Mainland, 2024.....	50
Table 7.1	Number of Remands Convicted While in Prison by Sex and Region: Tanzania Mainland, 2024.....	52

List of Figures

Figure 2.1 Prisoner's Statistics, Tanzania Mainland, 2024	5
Figure 2.2 Convict Prisoners statistics in Prison by Age, Sex: Tanzania Mainland, 2024.....	7
Figure 2.3 Number of Adult Remands who were in Prisons by Type of Offences: Tanzania Mainland, 2024	14
Figure 2.4 Statistics of Child Remands who were in Prisons by Type of Offences: Tanzania Mainland, 2024	Error! Bookmark not defined.
Figure 3.1 Offenders Admitted in Prisons from the Court: Tanzania Mainland, 2024	19
Figure 3.2 Number of Offenders Received in Prisons from Court by Sex and Region: Tanzania Mainland, 2024	21
Figure 5.1 Number of Offenders Released from Prison by Type: Tanzania Mainland, 2024	37

Abbreviations

CGP	-	Commissioner General of Prisons
DCP	-	Deputy Commissioner of Prisons
A/INSP	-	Assistant Inspector of Prisons/Police
Dr.	-	Doctor
DRC	-	Democratic Republic of Congo
EML	-	Extra Mural Labour
F	-	Female
J	-	Children (Below 18 years)
M	-	Male
NBS	-	National Bureau of Statistics
NPS	-	National Prosecution Services
NSGRP	-	National Strategy for Growth and Reduction of Poverty
O ^I /c	-	Officer In-Charge
SGT	-	Sergeant
S'SGT	-	Staff Sergeant of Prisons.
SP	-	Superintendent of Prisons
SSP	-	Senior Superintendent of Prisons
TPS	-	Tanzania Prisons Service
TSMPII	-	Tanzania Statistical Master Plan Phase Two
TPF	-	Tanzania Police Force
HIV/AIDS	-	Human Immunodeficiency Virus/Acquired Immunodeficiency Syndrome

Foreword

The Tanzania Prisons Service (TPS) continues to produce statistical information for convicted and remand prisoners who are in prisons with the aim of knowing their numbers, types, length of sentences, behavior and record keeping.

This report will help the Tanzania Prisons Service in planning, improving the quality of services provided and quantity of resources needed including human, finance and logistics. This will enable to serve and rehabilitate prisoners who are in prisons until they finish their sentences in accordance with the law.




Jeremiah Yoram Katungu
Commissioner General of Prisons

TPS continues to acknowledge the importance of updating their information in time. In collaboration with the National Bureau of Statistics (NBS) under the Tanzania Statistical Master Plan Phase Two (TSMP II), TPS will be able to provide statistical information of all prisoners on a quarterly basis and eventually facilitate preparation of annual reports.

This report reveals the contribution of TPS in facilitating, planning and taking initiatives in decision-making giving directives for delivery of better prisons services in the country among other tasks of reducing crimes as specified in phase two of National Strategy for Growth and Reduction of Poverty (NSGRP II).

May I call upon other criminal justice forum, private institutions and community at large to continue collaborating with TPS in ensuring reduction of crimes, which will eventually help in reducing congestion of offenders in prisons.



.....

Jeremiah Y. Katugu, *ndc*
Commissioner General of Prisons,
Tanzania Mainland

DODOMA.

Acknowledgments

The completion of the 2024 Statistical Report of Convicts and Remand Prisoners in Tanzania Mainland is a great achievement to the Tanzania Prisons Service. This report is the 9th in a series of official statistical reports on Convicts and Remand Prisoners in Tanzania Mainland. The preparation of this report involved officers from TPS, NBS, TPF and NPS led by Senior Assistant Commissioner of Prisons, Ismail T. Mlawa.

Special thanks should go to the Commissioner General of Prisons Service Jeremiah Y. Katungu for his leadership, advise, encouragement as well as providing directions to take for a successful completion of this report. I am also grateful to the Statistician General of the National Bureau of Statistics, Dr. Albina Chuwa for her financial support through the TSMP II funds and for allowing NBS staffs to collaborate with Prisons staff in preparation of this report.



Chacha B. Jackson – DCP
Ag. Commissioner of Finance
and Planning

Moreover, this report was made possible through inputs from various experts namely:- SACP Elizabeth G. Mbezi (TPS), SSP- Mbaraka Z. Mavumba (TPS), SSP. Kilian E. Ngalla (TPS), SP Beatrice A. Kavenuke (TPS), Insp Fidel O. Ndiege (TPS), A/Insp Gilbert M. Gratian (TPS), A/Insp Sikujua A. Emmanuel (TPS), A/Insp Ruth A. Mshiu (TPS), A/Insp. Desdery J. Mallya (TPS), A/Insp Joyce S. Kamunu (TPS), A/Insp Getruda S. Yamsebo (TPS), A/Insp Elia P. Kuguru (TPF), A/Insp Hatibu S. Kungulilo (TPS), S/Sgt Yustamatha C. Kashorogoto (TPS), Sgt Regnald M. Shabani (TPS), Beata A. Kittau (NPS), Valerian G. Tesha (NBS), Magreth J. Maningi (NBS) and Rainer G. Kiama (NBS).

My sincere gratitude should be extended to all Prison officers in Tanzania Mainland, the staff of Tanzania Police Force, National Prosecutions Services and National Bureau of Statistics for their contributions in the preparation of this report.



.....
Chacha B. Jackson - *DCP*

Ag. Commissioner of Finance and Planning

Tanzania Prisons Headquarters,

DODOMA.

Summary

The 2024 Statistical Report on Convicts and Remand Prisoners in Tanzania Mainland is the 9th official report prepared by the Tanzania Prisons Service for Tanzania Mainland, and it covers the period of January to December, 2024.

Statistics reveal that at the end of 2024 there were 26,596 offenders in prisons compared to 26,802 of 2023. This is a decrease of 206 offenders, equivalent to 0.8 percent. Out of all offenders who were in Prisons at 31 December 2024, remand prisoners were 7,634 compared to 8,407 of 2023. This is a decrease of 773 remand prisoners, equivalent to 9.2 percent. The number of Convicts was 18,962 compared to 18,395 of 2023, this is an increase of 567 convicts which is equivalent to 3.1 percent.

During the period of January to December 2024, 27,512 convicts and 94,256 remands were received in prisons compared to 25,819 convicts and 90,733 remands received in 2023. This is an increase of 1,693 convicts and 3,523 remands which is equivalent to 6.6 percent and 3.9 percent respectively.

Occasionally, offenders were transferred from one prison to another due to various reasons including medical grounds, referral cases and length of sentence. During the January to December, 2024 period, 11,049 convicts and 1,913 remands were transferred compared to 10,541 convicts and 3,202 remands transferred in 2023. This is an increase of 508 convicts equivalent to 4.8 percent and 1,289 remands equivalent to 40.3 percent.

A total of 26,519 of convicts and 55,444 remands were released in the period of January to December, 2024 compared to 27,143 convicts and 66,283 remands who were released in 2023 implying a decrease of 624 convicts equivalent to 2.3 percent and 10,839 remands equivalent to 16.4 percent.

A total of 7,155 remands were sentenced to imprisonment during the period of January to December, 2024 compared to 5,982 remands sentenced in 2023. This is a decrease of 1,173 remand prisoners equivalent to 19.6 percent of prisoners sentenced while in prison.

Sometimes, offenders were punished in various ways due to misbehaviour while in prisons. For the period of January to December 2024, a total of 114 offenders were punished compared to 61 offenders punished in 2023. This is an increase of 53 offender's equivalent to 86.9 percent

CHAPTER ONE

Background

1.0 Introduction

This chapter describes the geographical location of Tanzania and the core tasks of the Tanzania Prisons Service (TPS) in Tanzania Mainland. The data provided by Prisons will facilitate the planning process in ensuring that there are enough resources for monitoring and evaluating various development outcomes. Basic necessities include working tools: human, financial and material resources: transport and communication equipment: offices: wards for prisoners and houses for prison officers. These are among the important facilities required in creating a conducive working and living environment for prisoners and the Prisons staff.

There is also a need of improving the TPS by making use of modern technology in performing its core functions as stipulated in the Prisons Act. Cap No. 58. All these initiatives will also contribute towards maintaining peace, order and security in the country.

Development and maintenance of social security will be realized by shaping behaviour and rehabilitating offenders in prisons. This process will eventually enable them to be good citizens who will be able to participate in various social and economic activities in the community after serving their sentences in prisons.

1.1 Geography and Administration

The United Republic of Tanzania is a union of two countries Tanganyika and Zanzibar which took place in 1964. Tanzania is among the eight (8) countries that form the East African Community: Kenya, Uganda, Rwanda, Burundi, Democratic Republic of Congo (DRC), Somalia and South Sudan. The country lies between Latitudes 1° and 12° South of the Equator and Longitude 29° and 41° East of Greenwich. It has an area of 945,087 square kilometres. It borders Kenya and Uganda in the North: Mozambique in the South: Indian Ocean in the East: Rwanda, Burundi and the Democratic Republic of Congo (DRC) in the West: and Malawi and Zambia in the South West.

Tanzania has three major lakes, Lake Victoria, Tanganyika and Nyasa. It has many tourist attraction sites: Mount Kilimanjaro is the highest mountain in Africa and is covered by snow throughout the year: there are National Parks and game reserves, there are also antiquities and beautiful beaches on the coast of the Mainland Tanzania and in Zanzibar

Tanzania has a tropical climate with two rainy seasons, spring and autumn. Major economic activities include agriculture, animal husbandry, tourism, mining, manufacturing and other activities. The national language is Kiswahili which is spoken by most of the citizens despite the fact that Tanzania has more than 120 tribes each with its own language.

Since 1992, Tanzania has been following a democratic system of multiparty politics. Tanzania has three pillars: the Parliament, the Executive and the Judiciary. The system comprises two Governments, the Government of the United Republic and the Revolutionary Government of Zanzibar. Tanzania is administratively divided into 31 regions of which 26 are in Tanzania Mainland and five (5) in Zanzibar.

1.2 Tanzania Prisons Service

The Tanzania Prisons Service was established officially on 25th August, 1931 after separating the Prisons from the Police Force. After independence, it was established by Prison Act No.34 of 1967 as amended by [Cap No. 58 of 2002]. Also, it has Regulations and rules of 1968 which stated the functions of Prisons. TPS has significantly contributed to maintain peace and stability by executing its duties fully with greater integrity on the basis of human rights and good governance.

1.2.1 Responsibilities of the Tanzania Prisons Service

The responsibility of the TPS as stipulated in Prisons Act. Cap No. 58, is to contribute towards peace and stability in order to strengthen and maintain security in the community by doing the following:

- i. To safeguard all types of prisoners placed under legal protection in prisons:
- ii. Developing and implementing programs for rehabilitation of prisoners, teaching them productive activities, equipping them with various skills and advising them accordingly.
- iii. Conducting remand prisoners' services in accordance with the law.
- iv. Providing necessary advice on how to stop and control crimes as well as rehabilitation of prisoners.

The Tanzania Prisons Service is currently in the process of reforming its services with the aim of being a modern organ that will work efficiently, professionally and be accountable of the highest order to fulfil its key responsibilities

1.2.2 Tanzania Prisons Service Statistics

The Tanzania Prisons Service has three types of statistics: administrative, crime and production statistics. Administrative statistics includes human resources, logistics and finance. Crime statistics involves the entire process of receiving and keeping offenders wait for the execution of punishment for convicts and escorting remands to court for hearing their cases before the court of law and legal release of prisoners. Production statistics include all information on production in various projects in prisons namely agricultural projects, livestock keeping and small manufacturing operations.

The statistics contained in this report will assist the TPS in planning its development programs and implementing other rehabilitation activities.

1.2.3 The Research and Statistical Unit of Tanzania Prisons Service

The Research and Statistical Unit of TPS is under the Directorate of Finance and Planning. The Unit receives information from different prisons, compiles, analyses, preserves, then prepares annual reports and disseminates information for planning and policy formulation.

CHAPTER TWO

Statistics of Offenders in Prisons

2.0 Introduction

This chapter describes in detail the criminals who were in prisons during the end of the year 2024 in all prisons throughout the country in Tanzania Mainland based on their length of sentences, type of offence, behavior, age, gender, Region and Nationality. Tanzania Prisons Service receives two types of Prisoners who are Convicts and Remands.

Convict

A person who found guilty of criminal offence and serving a sentence of imprisonment

Remand

A defendant on bail or in custody especially when a trial is adjourned.

2.1 Prisoner's Statistics by Region and Sex

This chapter focuses on prisoners who were in prisons at the end of 2024. Statistics reveal that in 2024 there were 26,596 prisoners in prisons compared to 26,802 in 2023. This is a decrease of 206 prisoners which is equivalent to 0.8 percent. Out of all prisoners, convicts were 18,962 and remands were 7,634 compared to 18,395 convicts and 8,407 remands of 2023. This is an increase of 567 convicts which is equivalent to 3.1 percent and remands 773 (9.2 percent).

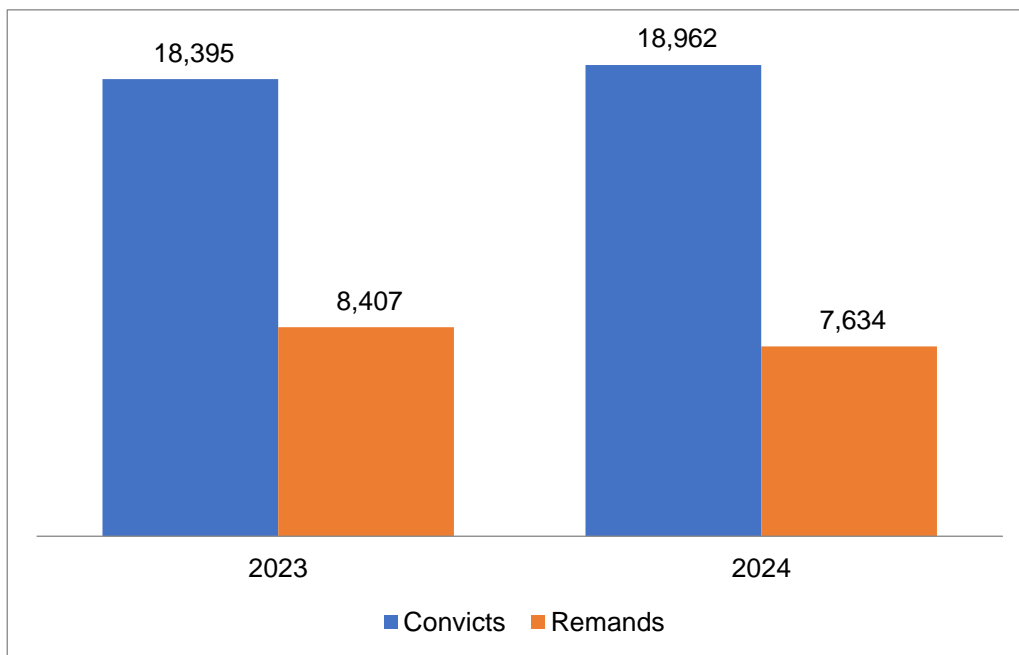
In 2024, statistics show that male prisoners in prisons were 25,492 which is equivalent to 95.9 percent, females were 936 (3.5 percent) and children were 168 (0.6 percent). In 2023 male prisoners were 25,961 which is equivalent to 96.9 percent, females were 715 (2.7 percent) and children were 126 (0.4 percent). This is a decrease of 469 adult male prisoner's which is equivalent to 1.8 percent, an increase of 221 females which is equivalent to 0.8 percent and 126 children (0.5 Percent).

Regions with more offenders in 2024 were Dar es Salaam (2888: 10.9 percent), Dodoma (1,748: 6.6 percent) and Kagera (1,717: 6.5 percent). On the other hand, regions with fewer offenders were Songwe (322: 1.2 percent), Njombe (387: 1.5 percent) and Lindi (439: 1.7 percent). (Table 2.1 and Figure 2.1).

Table 2.1 Prisoners statistics in Prisons by Sex and Region: Tanzania Mainland, 2023 and 2024

Region	2023				2024				Percent
	Adult		J	Total	Adult		J	Total	
	M	F			M	F			
Arusha	809	22	0	831	998	26	0	1,024	3.9
Dar es Salaam	3,562	123	13	3,698	2,711	161	16	2,888	10.9
Dodoma	1,236	42	11	1,289	1,641	81	26	1,748	6.6
Geita	625	15	12	652	939	12	21	972	3.7
Iringa	895	14	0	909	682	17	0	699	2.6
Kagera	1,325	42	0	1,367	1,635	82	0	1,717	6.5
Kigoma	652	35	6	693	1,413	67	0	1,480	5.6
Kilimanjaro	896	45	0	941	1,025	64	0	1,089	4.1
Katavi	531	8	2	541	521	11	1	533	2.0
Lindi	545	5	0	550	429	4	6	439	1.7
Manyara	712	18	0	730	613	11	8	632	2.4
Mara	1,225	36	13	1,274	1,278	30	4	1,312	4.9
Mbeya	1,562	32	0	1,594	1,344	46	0	1,390	5.2
Morogoro	1,325	52	52	1,429	1,341	49	50	1,440	5.4
Mtwara	526	13	1	540	602	16	0	618	2.3
Mwanza	1,125	74	0	1,199	1,536	76	32	1,644	6.2
Njombe	526	7	0	533	376	10	1	387	1.5
Pwani	985	7	2	994	507	5	0	512	1.9
Ruvuma	452	16	0	468	577	18	0	595	2.2
Rukwa	652	13	0	665	628	8	0	636	2.4
Singida	452	14	0	466	668	21	1	690	2.6
Shinyanga	523	16	0	539	511	37	1	549	2.1
Songwe	256	6	5	267	307	14	1	322	1.2
Simiyu	523	16	0	539	494	18	0	512	1.9
Tabora	1,356	33	4	1,393	1,274	36	0	1,310	4.9
Tanga	2,685	11	5	2,701	1,442	16	0	1,458	5.5
Total	25,961	715	126	26,802	25,492	936	168	26,596	100.0

Source: Tanzania Prisons Service

Figure 2.1 Prisoner's Statistics, Tanzania Mainland, 2024

Source: Tanzania Prisons Service

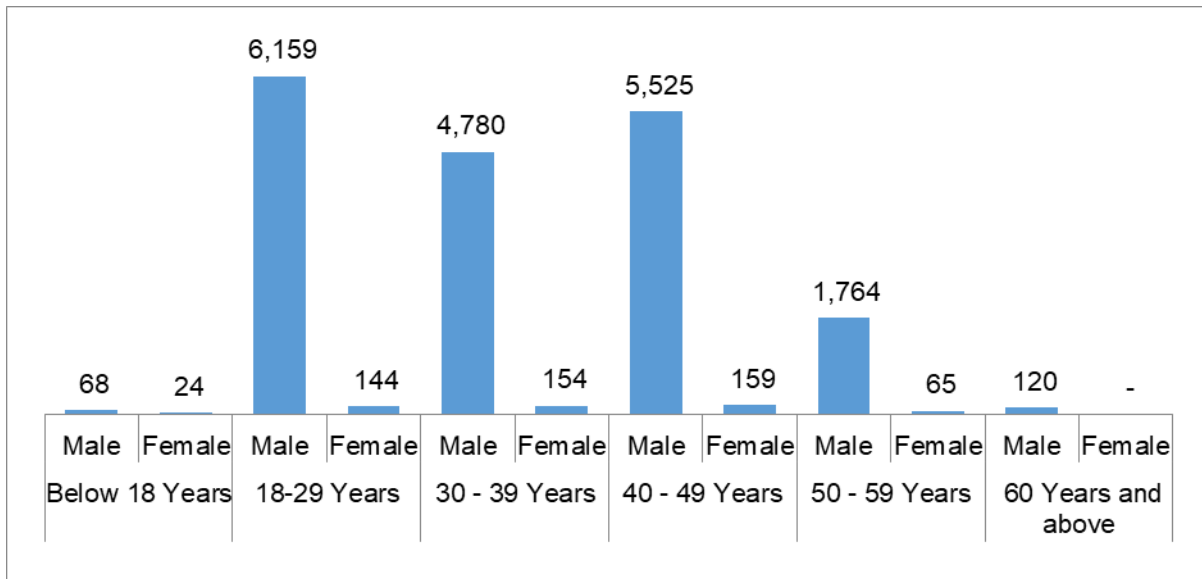
2.2 Convicts Prisoner statistics in Prisons by Regions and Age Tanzania Mainland, 2024

A total of 18,962 convict prisoners were in prisons. Convicts below 18 years were 92 which is equivalent to 0.5 percent, age 18 to 29 were 6,303 equals to 33.2 percent, convicts aged 30 to 39 were 4,934 equals to 26 percent, convicts aged 40 to 49 were 5,684 equals to 30 percent, convicts aged 50 to 59, were 1,829 equals to 9.6 percent. This age is the workforce of our nation. Convicts over 60 years old were 120 equals to 0.6 percent, (Table 2.2 and Figure 2.2).

Table 2.2 Convicts Prisoner Statistics in Prisons by Age, Sex and Region: Tanzania Mainland, 2024

Region	Below 18 Years		18 – 29 Years		30 – 39 Years		40 – 49 Years		50 – 59 Years		60 Years and above		Grand Total
	M	F	M	F	M	F	M	F	M	F	M	F	
Arusha	0	0	298	5	174	3	142	0	49	5	3	0	679
Dar es Salaam	2	0	405	8	481	38	461	22	145	5	21	0	1588
Dodoma	8	4	235	8	255	12	632	17	98	7	0	0	1276
Geita	4	1	166	2	178	2	123	3	89	0	0	0	568
Iringa	0	0	215	3	136	2	154	1	39	0	9	0	559
Kagera	0	0	235	5	292	12	569	24	123	3	0	0	1263
Kigoma	0	0	640	26	403	21	115	6	42	5	0	0	1258
Kilimanjaro	0	0	258	8	135	12	189	20	124	2	0	0	748
Katavi	0	0	112	1	88	1	116	0	12	0	0	0	330
Lindi	3	1	108	1	99	1	86		51	0	0	0	350
Manyara	0	5	138	3	108	2	168	3	55	0	0	0	482
Mara	0	0	269	2	246	1	236	3	56	1	17	0	831
Mbeya	0	0	265	11	106	8	521	4	87	4	24	0	1030
Morogoro	34	10	596	13	380	10	35	7	96	8	0	0	1189
Mtwara	0	0	186	4	156	1	74	6	91	1	0	0	519
Mwanza	15	3	204	9	216	4	452	12	75	16	0	0	1006
Njombe	0	0	164	4	65	2	86	1	4	0	0	0	326
Pwani	0	0	127	2	86	0	72	1	46	0	0	0	334
Ruvuma	0	0	81	3	182	2	175	3	35	2	0	0	483
Rukwa	0	0	116	1	143	0	165	0	84	0	0	0	509
Singida	1	0	177	0	136	0	97	4	46	0	0	0	461
Shinyanga	1	0	117	11	64	0	78	3	38	6	0	0	318
Songwe	0	0	72	4	53	3	43	3	34	0	0	0	212
Simiyu	0	0	126	1	91	2	74	5	58	0	12	0	369
Tabora	0	0	433	8	254	10	241	4	69	0	22	0	1041
Tanga	0	0	416	1	253	5	421	7	118	0	12	0	1233
Total	68	24	6,159	144	4,780	154	5,525	159	1,764	65	120	0	18,962

Source: Tanzania Prisons Service

Figure 2.2 Convict Prisoners statistics in Prison by Age, Sex: Tanzania Mainland, 2024

Source: Tanzania Prisons Service

2.3 Convict Prisoners Statistics in Prisons by Regions, Sex and Behavior

Prisoners are categorized into two groups according to their specific behaviour. The first group defined as *Star prisoners*, are prisoners who are first or second offenders whose criminal history or records, behaviour and past committed offences show that they are eligible for training and rehabilitation. The second group defined as *Ordinary prisoners*, are prisoners who do not qualify to be in the group of *Star prisoners*.

In 2024, there were 18,962 prisoners in prisons, out of them 14,416 which is equivalent to 76 percent were star prisoners and 4,546 which is equivalent to 24 percent were ordinary prisoners. (Table 2.3).

Table 2.3 Convict statistics in Prison by Region, Sex, and Type of Behaviour: Tanzania Mainland, 2024

Region	Ordinary Prisoner's				Star Prisoner's				Grand total
	Adult			Total	Adult			Total	
	M	F	J		M	F	J		
Arusha	209	5	0	214	457	8	0	465	679
Dar es Salaam	323	63	2	388	1,190	10	0	1,200	1,588
Dodoma	292	8	0	300	928	36	12	976	1,276
Geita	92	1	0	93	464	6	5	475	568
Iringa	116	2	0	118	437	4	0	441	559
Kagera	336	16	0	352	883	28	0	911	1,263
Kigoma	198	12	0	210	1,002	46	0	1,048	1,258
Kilimanjaro	230	14	0	244	476	28	0	504	748
Katavi	86	0	0	86	242	2	0	244	330
Lindi	99	0	2	101	245	2	2	249	350
Manyara	89	2	0	91	380	6	5	391	482
Mara	185	2	0	187	639	5	0	644	831
Mbeya	318	9	0	327	685	18	0	703	1,030
Morogoro	197	12	40	249	910	26	4	940	1,189
Mtwara	137	3	0	140	370	9	0	379	519
Mwanza	149	3	0	152	798	38	18	854	1,006
Njombe	56	2	0	58	263	5	0	268	326
Pwani	86	0	0	86	245	3	0	248	334
Ruvuma	105	2	0	107	368	8	0	376	483
Rukwa	121	0	0	121	387	1	0	388	509
Singida	103	1	0	104	353	3	0	356	460
Shinyanga	59	2	0	61	238	18	1	257	318
Songwe	56	2	0	58	146	8	1	155	213
Simiyu	89	2	0	91	272	6	0	278	369
Tabora	259	4	0	263	760	18	0	778	1,041
Tanga	342	3	0	345	878	10	0	888	1,233
Total	4,332	170	44	4,546	14,016	352	48	14,416	18,962

Source: Tanzania Prisons Service

2.4 Convict Prisoners Sentenced to Death Penalty and their Status of Appeals

In 2024, a total of 890 were prisoners of death penalty and all of them appealed to the Tanzania Court of Appeal. Out of them 194 appeals were dismissed which is equivalent to 21.8 percent, and 696 appeals (78.2 percent) were still pending in court, waiting for hearing and determination of their appeals. For condemned prisoners whose appeals were rejected are still in prisons waiting for execution, (Table 2.4).

Table 2.4 Convict Prisoners Sentenced to Death by Type of Appeals and Region: Tanzania Mainland, 2024

Region	Rejected Appeals			Pending Appeals			Grand Total
	M	F	Total	M	F	Total	
Arusha	6	0	6	24	1	25	31
Dar es Salaam	16	0	16	88	1	89	105
Dodoma	26	4	30	86	11	97	127
Kagera	1	0	1	3	0	3	4
Kilimanjaro	2	0	2	5	5	10	12
Manyara	0	0	0	3	0	3	3
Mara	0	0	0	9	0	9	9
Mbeya	34	3	37	113	5	118	155
Mtwara	8	0	8	24	0	24	32
Mwanza	46	2	48	171	10	181	229
Ruvuma	0	0	0	4	0	4	4
Rukwa	0	0	0	4	0	4	4
Tabora	34	0	34	53	1	54	88
Tanga	12	0	12	72	3	75	87
Total	185	9	194	659	37	696	890

Source: Tanzania Prisons Service

Note: The missing Regions did not have prisoners sentenced to death

2.5 Adult and Child Convicts statistics who were in Prisons by Sex and Type of Offence

Adult prisoners in prisons in 2024 were 18,870 equals to 99.5 percent of all convicts. Crimes committed by many adult convicts than other crimes were theft (5,078: 26.8 percent), grievous harm (1,909: 10.1 percent) and burglary (1,811: 9.6 percent). The crimes committed by a few adult convicts were human trafficking (6: 0.03 percent), child negligence (10: 0.1 percent) and Sodomy (12: 0.1 percent).

In addition, in 2024, the total number of child convicts present in all prisons in Tanzania mainland were 92, equals to 0.5 percent of all convicts. The crimes that had many child convicts than others were theft (25: 0.1 percent) manslaughter (12: 0.1 percent) and loitering (8: 0.04 percent). The crimes that had few child convicts than others were attempt murder, possession of narcotic drugs and drugs trafficking had 2 child convicts each equivalent to 0.01 percent, (Table 2.5).

Table 2.5 Statistics of Adult and children Convicts in Prisons by Sex and Type of Offence: Tanzania Mainland, 2024

Type of Offence	Adult		Total	Child		Total	Grand Total	Percent
	M	F		M	F			
Murder	844	46	890	0	0	0	890	4.7
Murder commuted	89	0	89	0	0	0	89	0.5
Manslaughter	301	22	323	8	4	12	335	1.8
Attempt murder	142	4	146	2	0	2	148	0.8
Armed robbery	721	3	724	3	0	3	727	3.8
Drugs trafficking	485	45	530	2	0	2	532	2.8
Corruption	78	3	81	0	0	0	81	0.4
Possession of fire arms and ammunition	86	2	88	0	0	0	88	0.5
Possession of narcotic drugs	305	26	331	2	0	2	333	1.8
Theft	4,985	93	5078	19	6	25	5103	26.9
Possession of government trophies	452	11	463	0	0	0	463	2.4
Rape	845	5	850	5	0	5	855	4.5
Sodomy	12	0	12	0	0	0	12	0.1
wounding	1,842	67	1909	0	0	0	1909	10.1
Arson	96	8	104	0	0	0	104	0.5
Human trafficking	6	0	6	0	0	0	6	0.0
Road traffic	63	0	63	0	0	0	63	0.3
Unlawful entry into the game reserve	92	3	95	0	0	0	95	0.5
Illegal fishing	63	0	63	0	0	0	63	0.3
Economic crime	54	9	63	0	0	0	63	0.3
Money laundering	41	0	41	0	0	0	41	0.2
Forgery	69	0	69	0	0	0	69	0.4
Possession of forest goods	245	0	245	0	0	0	245	1.3
Child negligence	6	4	10	0	0	0	10	0.1
Criminal trespass	112	3	115	0	0	0	115	0.6
Unlawful entry in the country	184	26	210	0	0	0	210	1.1
Possession of illicit liquor	284	24	308	0	0	0	308	1.6
Loitering	425	9	434	5	3	8	442	2.3
Burglary	1,787	24	1811	4	0	4	1815	9.6
Threat to kill	36	2	38	0	0	0	38	0.2
Obtaining money by false pretense	37	4	41	0	0	0	41	0.2
Contempt of court order	29	4	33	0	0	0	33	0.2
Cause commotion	54	3	57	0	0	0	57	0.3
Destroy property	65	4	69	5	2	7	76	0.4
Threat to kill by words	105	2	107	0	0	0	107	0.6
Abusive language	145	9	154	0	0	0	154	0.8
Possession of stolen product	136	0	136	0	0	0	136	0.7
Cattle theft	168	0	168	0	0	0	168	0.9
Other offences	2,859	57	2916	13	9	22	2938	15.5
Total	18,348	522	18,870	68	24	92	18,962	100.0

Source: Tanzania Prisons Service

2.6 Adult Convicts Statistics in Prisons by Type of Offence and Length of Sentence

In 2024, statistics show that a total of 18,870 adult convicts were in all prisons country wide. Most adult convicts were convicted to serve sentences under six months with 5,684 convict's equivalents to 30.1 percent. The sentence that served by fewer adult convicts in all prisons in the country was ranging from ten to fifteen years with 247 convicts equivalent to 1.3 percent, (Table 2.6).

Table 2.6 Number of Adult convicts in Prisons by Type of Offence and Length of Sentences: Tanzania Mainland, 2024

Offences	Year									Life	Condemn	Total
	under 6 months	6 months -1	1 – 3	3 – 5	5 – 10	10 – 15	15-20	20-30	Over 30	Sentence		
Murder	0	0	0	0	0	0	0	0	0	0	890	890
Murder commuted	0	0	0	0	0	0	0	0	0	89	0	89
Manslaughter	44	26	83	69	67	15	19	0	0	0	0	323
Attempt murder	48	41	18	14	16	3	6	0	0	0	0	146
Armed robbery	61	85	56	89	156	96	6	142	22	11	0	724
Drug trafficking	76	91	128	44	25	36	44	33	44	9	0	530
Corruption	35	27	14	2	3	0	0	0	0	0	0	81
Possession of fire arms	16	25	21	11	4	2	9	0	0	0	0	88
Possession of narcotic drugs	52	62	89	31	8	12	23	33	12	9	0	331
Theft	2,115	1,896	612	348	88	15	4	0	0	0	0	5,078
Possession of narcotic drugs	75	36	82	25	19	14	125	85	0	2	0	463
Rape	0	0	0	0	0	0	165	153	296	236	0	850
Sodomy	0	0	0	0	0	0	0	0	0	12	0	12
wounding	789	812	239	49	13	4	3	0	0	0	0	1,909
Arson	29	30	8	28	6	0	0	2	1	0	0	104
Human trafficking	0	0	0	6	0	0	0	0	0	0	0	6
Road traffic	24	39	0	0	0	0	0	0	0	0	0	63
Unlawful entry into the game reserves	0	0	23	46	26	0	0	0	0	0	0	95
Illegal fishing	0	37	26	0	0	0	0	0	0	0	0	63
Economic crime	0	0	24	31	8	0	0	0	0	0	0	63
Money laundering	0	0	28	13	0	0	0	0	0	0	0	41
Forgery	0	0	44	25	0	0	0	0	0	0	0	69
Possession of forest products	0	126	85	34	0	0	0	0	0	0	0	245
Child negligence	0	10	0	0	0	0	0	0	0	0	0	10
Criminal trespass	20	49	46	0	0	0	0	0	0	0	0	115
Unlawful entry in the country	136	38	36	0	0	0	0	0	0	0	0	210
Possession of illicit liquor	135	125	48	0	0	0	0	0	0	0	0	308
Loitering	329	69	36	0	0	0	0	0	0	0	0	434
Burglary	416	751	368	145	89	26	16	0	0	0	0	1,811
Threat to kill	0	16	22	0	0	0	0	0	0	0	0	38
Obtaining money by false pretence	0	26	15	0	0	0	0	0	0	0	0	41
Contempt to court	13	20	0	0	0	0	0	0	0	0	0	33
Cause commotion	38	19	0	0	0	0	0	0	0	0	0	57
Destroying property	36	33	0	0	0	0	0	0	0	0	0	69
Threat to kill by words	54	53	0	0	0	0	0	0	0	0	0	107
Abusive language	123	31	0	0	0	0	0	0	0	0	0	154
Possession of stolen property	106	30	0	0	0	0	0	0	0	0	0	136
Cattle theft	0	48	52	68	0	0	0	0	0	0	0	168
Other offences	914	869	912	136	26	24	29	6	0	0	0	2,916
Total	5,684	5,520	3,115	1,214	554	247	449	454	375	368	890	18,870

Source: Tanzania Prisons Service

2.7 Adult and Child Remands in Prisons whose Cases Were Still Pending in Court by Sex, Type of Offences and Duration

In 2024 a total of 7,634 remands were in prisons waiting for hearing and judgments of their cases. Out of them 7,558 remands (99 percent) were adults and 76 (1 percent) were children.

Offences that were committed by most remands were theft (1,555 remands: 20.4 percent), possession of narcotic drugs (730 remands: 9.6 percent) and burglary (641 remands: 8.4 percent). On the other hand, offences committed by fewer remands were child negligence (14 remands: 0.2 percent), human trafficking (12 remands: 0.2 percent) and false information (5 remands: 0.1 percent).

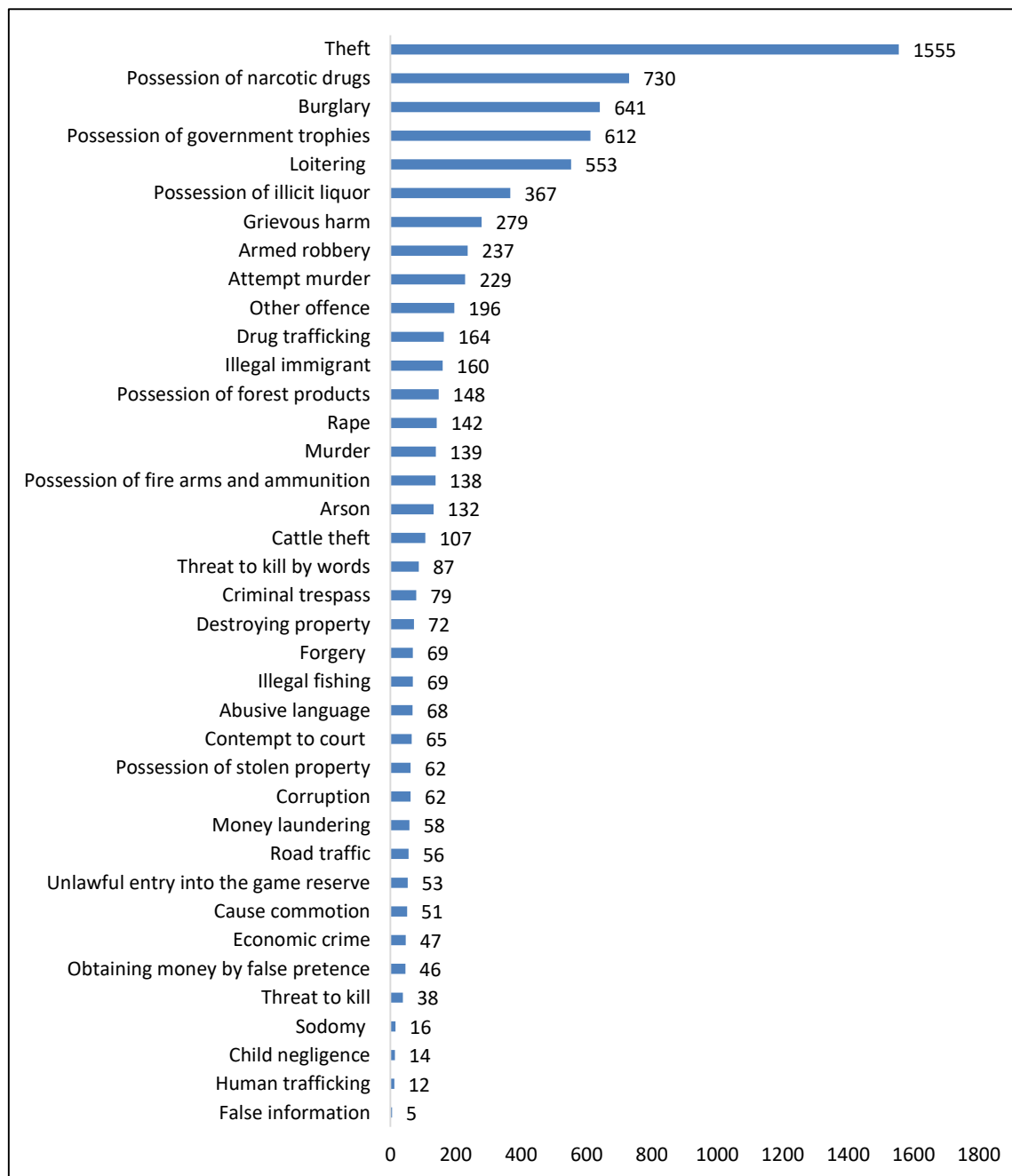
Offences that were committed by most child remand prisoners were theft (14 remands: 0.2 percent), wounding (8 remands: 0.1 percent), and possession of government trophies (6 remands: 0.1 percent). On the other hand, offences committed by few child remands were possession of fire arms and ammunition (2 remands: 0.02 percent), murder and possession of narcotic drugs both having (3 remands: 0.03 percent), (Tables. 2.7, Figures 2.3 and 2.4, Attachment No. 7 and 8).

Table 2.7 Number of Remands who were in Prisons by Sex and Type of Offences: Tanzania Mainland, 2024.

Offences	Adult		Total	Children		Total	Grand total	Percent
	M	F		M	F			
Murder	123	16	139	3	0	3	142	1.9
Attempt murder	215	14	229	0	0	0	229	3.0
Armed robbery	223	14	237	0	0	0	237	3.1
Drug trafficking	142	22	164	4	0	4	168	2.2
Corruption	56	6	62	0	0	0	62	0.8
Possession of fire arms and ammunition	126	12	138	2	0	2	140	1.8
possession of narcotic drugs	712	18	730	3	0	3	733	9.6
theft	1,523	32	1555	8	6	14	1569	20.6
possession of government trophies	589	23	612	6	0	6	618	8.1
rape	142	0	142	5	0	5	147	1.9
Sodomy	16	0	16	0	0	0	16	0.2
wounding	217	62	279	8	0	8	287	3.8
Arson	118	14	132	0	0	0	132	1.7
Human trafficking	12	0	12	0	0	0	12	0.2
Road traffic	56	0	56	0	0	0	56	0.7
Unlawful entry into the game reserve	52	1	53	0	0	0	53	0.7
Illegal fishing	69	0	69	0	0	0	69	0.9
Economic crime	41	6	47	0	0	0	47	0.6
Money laundering	58	0	58	0	0	0	58	0.8
Forgery	69	0	69	0	0	0	69	0.9
Possession of forest products	148	0	148	0	0	0	148	1.9
Child negligence	12	2	14	0	0	0	14	0.2
Criminal trespass	74	5	79	0	0	0	79	1.0
Unlawful entry in the country	148	12	160	0	0	0	160	2.1
Possession of illicit liquor	325	42	367	0	0	0	367	4.8
Loitering	527	26	553	2	2	4	557	7.3
Burglary	623	18	641	4	0	4	645	8.4
Threat to kill	36	2	38	0	0	0	38	0.5
Obtaining money by false pretence	42	4	46	0	0	0	46	0.6
Contempt to court	59	6	65	0	0	0	65	0.9
False information	5	0	5	0	0	0	5	0.1
Cause commotion	46	5	51	0	0	0	51	0.7
Destroying property	69	3	72	0	0	0	72	0.9
Threat to kill by words	82	5	87	0	0	0	87	1.1
Abusive language	56	12	68	0	0	0	68	0.9
Possession of stolen property	62	0	62	0	0	0	62	0.8
Cattle theft	107	0	107	0	0	0	107	1.4
Other offence	164	32	196	10	13	23	219	2.9
Total	7,144	414	7,558	55	21	76	7,634	100

Source: Tanzania Prisons Service

Figure 2.3 Number of Adult Remands who were in Prisons by Type of Offences: Tanzania Mainland, 2024



Source: Tanzania Prisons Service

2.8 Pregnant Offenders and Offenders with Children

In 2024, there were 10 pregnant offenders and 24 female offenders with children in prisons, among them pregnant convicts were 2 and 9 female convicts with children. In addition, there were 8 pregnant remands and 15 female remands with children.

Offences committed by the majority were: murder (12: 35.3 percent), wounding (10: 29.4 percent) and possession of illicit liquor and drug trafficking (3: 8.8 percent) each, other offences were committed by fewer pregnant and those with children female offenders attempt murder, possession of narcotic drugs, burglary, threat to kill, cause commotion and abuse language(1each:2.9percent), (Table2.8).

Table 2.8 Number of Pregnant Offenders and Offenders with Children by Type of Offence: Tanzania Mainland, 2024

Offence	Convicts			Remands			Grand Total	Percentage
	Pregnant Prisoners	With infants	Children	Pregnant Prisoners	With infants	Children		
Murder	0	1	1	4	7	7	12	35.3
Attempt murder	0	1	1	0	0	0	1	2.9
Drug trafficking	0	0	0	1	2	1	3	8.8
Possession of narcotic drugs	0	1	1	0	0	0	1	2.9
Wounding	0	3	3	3	4	5	10	29.4
Possession of illicit liquor	0	2	3	0	1	1	3	8.8
Burglary	1	0	0	0	0	0	1	2.9
Threat to kill	0	1	1	0	0	0	1	2.9
Cause commotion	0	0	0	0	1	1	1	2.9
Abuse language	1	0	0	0	0	0	1	2.9
Total	2	9	10	8	15	15	34	100

Source: Tanzania Prisons Service

2.9 Foreign Convicts who were in Prisons by Sex, Type of offence and Countries of Domicile, 2024

Total of 2,091 foreign convicts were in prisons in 2024. Among them (2,003: 95.8 percent) were males and (88: 4.2 percent) were female.

Offences committed by the majority of foreign convicts were Unlawful presence in the country (1,645: 78.7 percent), unlawful entry into the game reserve (151: 7.4 percent) and theft (33: 1.6 percent), (Table 2.9 and Attachment No. 3).

Table 2.9 Foreign Convicts who were in Prisons by Sex and Type of Offence: Tanzania Mainland, 2024

Offence	Sex		Total
	M	F	
Murder	6	0	6
Manslaughter	2	0	2
Armed robbery	12	1	13
Drug trafficking	4	0	4
Possession of fire arms and ammunition	23	4	27
Possession of narcotic drugs	12	0	12
Theft	33	0	33
Possession of government trophies	17	0	17
Human trafficking	3	0	3
Unlawful presence in the country	1,574	71	1,645
Unlawful entry into the game reserves	151	4	155
Illegal fishing	21	0	21
Other offences	145	8	153
Total	2,003	88	2,091

Source: Tanzania Prisons Service

Most foreign convicts were from Burundi (1,614: 77.1 percent), Ethiopia (231: 11 percent) and Rwanda (39: 1.9 percent), (Table 2.10).

Table 2.10 Foreign convicts who were in Prisons by Sex and Country of origin, 2024

Country	Sex		Total
	M	F	
Angola	1	0	1
Brazil	1	1	2
Burundi	1,557	57	1,614
Cameroon	1	0	1
China	4	0	4
Congo	35	1	36
Côte d'Ivoire	1	0	1
Ethiopia	231	0	231
Ghana	2	0	2
Greece	1	0	1
Guinea	2	1	3
India	3	0	3
Indonesia	1	0	1
Iran	5	0	5
Ireland	1	0	1
Italy	1	0	1
Kenya	34	2	36
Latvia	1	1	2
Liberia	1	1	2
Malawi	23	13	36
Malaysia	1	0	1
Mozambique	2	1	3
Nigeria	20	3	23
Pakistan	2	0	2
Peru	1	0	1
Poland	1	0	1
Rwanda	36	3	39
Somalia	13	0	13
Sudan	2	1	3
Uganda	11	1	12
USA	3	1	4
Yemen	1	0	1
Zambia	3	1	4
Zimbabwe	1	0	1
Total	2,003	88	2,091

Source: Tanzania Prisons Service

2.10 Foreign Remands who were in Prisons by Sex and Type of Offence

Total of 394 foreign remands were in prisons in 2024. However, male remands were (369: 93. 7 percent) and female remands (25: 6.3 percent).

Majority of remands were alleged to have been committed various offence such as unlawful present in the country (301: 76.4 percent), theft (15: 3.8 percent), and possession of government trophies (13: 3.1 percent), (Tables. 2.11 and attachment No.4).

Table 2.11 Foreign Remands Statistics in Prisons by Sex and Type of Offence: Tanzania Mainland, 2024

Offences	Sex		Total
	M	F	
Murder	6	0	6
Manslaughter	2	0	2
Armed robbery	9	0	9
Drug trafficking	7	0	7
possession of fire arms and ammunition	4	2	6
Possession of narcotic drugs	11	0	11
Theft	15	0	15
Possession of government trophies	13	0	13
Human trafficking	3	0	3
Unlawful present in the country	278	23	301
Unlawful entry into the game reserve	11	0	11
Illegal fishing	3	0	3
Other offences	7	0	7
Total	369	25	394

Source: Tanzania Prisons Service

Most of the remands came from Burundi (145: 36.8 percent), Ethiopia (130: 33 percent) and Malawi (44: 11.2 percent), (Table 2.12).

Table 2.12 Foreign Remands who were in Prisons by Sex and Country of Domicile, Tanzania Mainland, 2024

Country	Sex		Total
	M	F	
South Africa	1	1	2
Angola	1	0	1
Burundi	143	2	145
Cameroon	1	0	1
China	3	0	3
Comoros	1	0	1
Congo	14	0	14
Ethiopia	130	0	130
Guinea	1	0	1
India	2	0	2
Iran	7	0	7
Jamaica	1	0	1
Kenya	11	0	11
Malawi	25	19	44
Mozambique	2	0	2
Nepal	1	0	1
Nigeria	10	0	10
Pakistan	2	0	2
Rwanda	8	2	10
Sierra Leone	1	0	1
Somalia	2	0	2
Uganda	2	1	3
Total	369	25	394

Source: Tanzania Prisons Service

2.11 Prisoners with Mental Disabilities

In 2024 there were 126 prisoners with mental disabilities. Among them 54 were convicts and 72 were remands. Region with many mental disabilities prisoner was Dodoma with 102 prisoners followed by Mbeya (16 prisoners), Mwanza (4 prisoners), Shinyanga (3 prisoners) and Ruvuma (1 prisoners).

CHAPTER THREE

Offenders Admitted in Prisons Directly from Court

3.0 Introduction

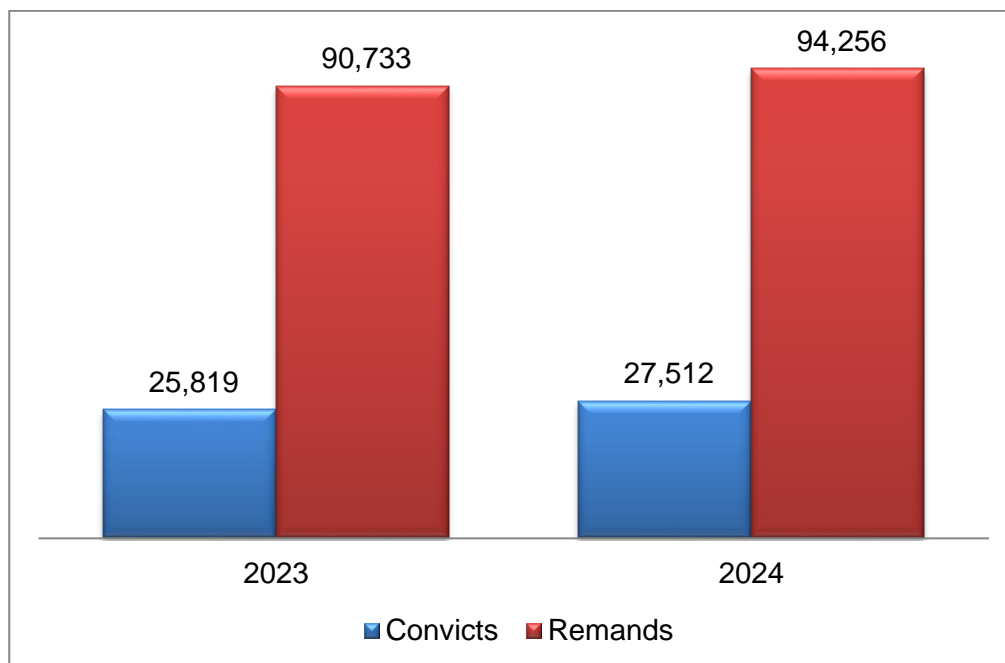
This chapter examines all offenders admitted in prisons directly from courts in 2024, aiming at understanding different categories of offenders by sex, age, offences and the duration they have stayed in prisons waiting for their cases to be heard and determined, length of sentences and citizenship of the offenders concerned.

3.1 Offenders Admitted in Prisons Directly from Courts by Sex and Region

In 2024 a total of 121,768 offenders were admitted in prisons compared to 116,552 of 2023, this is an increase of 5,216 which is equivalent to 4.5 percent.

Out of them convicts were 27,512 which is equivalent to 22.6 percent and remands were 94,256 (77.4 percent). While in 2023 convicts were 25,819 (22.2 percent) and remands were 90,733 (77.8 percent). This is an increase of 1,693 convicts (6.6 percent) and an increase of 3,523 remands (3.9 percent), (Appendix 2 and Figure 3.1).

Figure 3.1 Offenders Admitted in Prisons from the Court: Tanzania Mainland, 2024



In 2024, male offenders were 111,080 which is equivalent to 91.2 percent, 9,204 females which is equivalent to 7.6 percent and 1,484 children which is equivalent to 1.2 percent. Likewise, in 2023 male offenders were 106,926 which is equivalent to 91.7 percent, 8,351 females which is equivalent to 7.2 percent and children 1,275 which is equivalent to 1.1 percent. This means male offenders

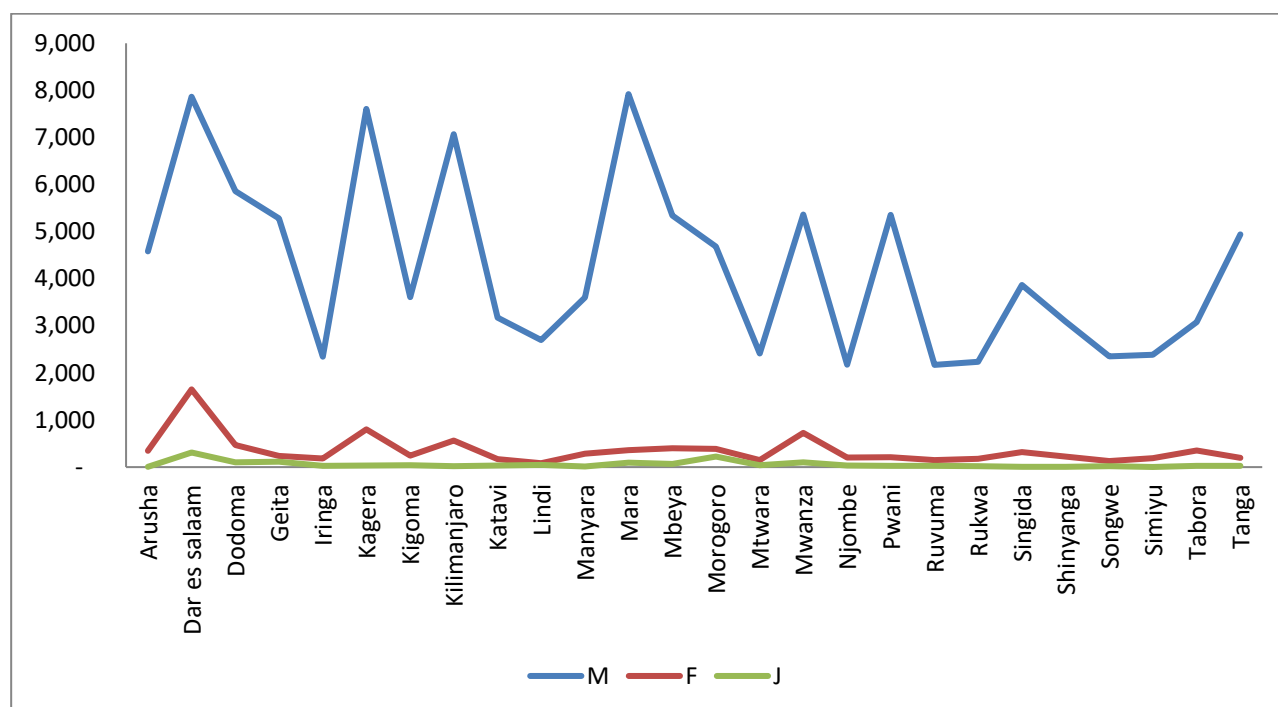
increased by 4,154 (3.6 percent), female increased by 853 (0.7 percent) and 209 children (0.2 percent), (Appendix No.2).

The Regions received many offenders direct from court were Dar es Salaam (9,826: 8.1 percent), Kagera (8,445: 6.9 percent) and Mara (8,373: 6.9 percent). The regions received fewer offenders were Ruvuma (2,343: 1.9 percent), Rukwa (2,435: 1.1 percent) and Njombe (2,412: 1.1 percent), (Table 3.1 and Figure 3.2).

Table 3.1 Offenders Admitted in Prisons from Court by Sex and Region: Tanzania Mainland, 2023 and 2024.

Region	2023				2024			
	M	F	J	Total	M	F	J	Total
Arusha	4,325	286	4	4,615	4,580	347	9	4,936
D'Salaam	8,952	1,245	291	10,488	7,865	1,651	310	9,826
Dodoma	5,236	426	85	5,747	5,861	472	104	6,437
Geita	5,103	227	84	5,414	5,280	237	118	5,635
Iringa	2,011	125	6	2,142	2,347	185	28	2,560
Kagera	7,215	689	23	7,927	7,608	803	34	8,445
Kigoma	2,896	256	36	3,188	3,609	242	37	3,888
Kilimanjaro	6,985	684	15	7,684	7,070	566	20	7,656
Katavi	2,985	124	14	3,123	3,174	169	34	3,377
Lindi	2,365	82	23	2,470	2,701	83	48	2,832
Manyara	3,452	288	3	3,743	3,604	288	13	3,905
Mara	8,125	348	112	8,585	7,920	359	94	8,373
Mbeya	5,231	368	42	5,641	5,342	399	68	5,809
Morogoro	4,562	348	296	5,206	4,680	387	233	5,300
Mtwara	2,352	122	6	2,480	2,411	148	41	2,600
Mwanza	5,124	756	123	6,003	5,362	729	99	6,190
Njombe	2,123	215	24	2,362	2,176	202	34	2,412
Pwani	5,124	205	8	5,337	5,359	207	27	5,593
Ruvuma	2,031	136	18	2,185	2,171	147	25	2,343
Rukwa	2,032	145	15	2,192	2,235	178	22	2,435
Singida	3,845	316	3	4,164	3,867	317	9	4,193
Shinyanga	3,214	201	4	3,419	3,096	223	0	3,319
Songwe	2,142	96	12	2,250	2,355	126	20	2,501
Simiyu	2,254	145	3	2,402	2,386	189	3	2,578
Tabora	3,256	312	6	3,574	3,078	353	25	3,456
Tanga	3,986	206	19	4,211	4,943	197	29	5,169
Total	106,926	8,351	1,275	116,552	111,080	9,204	1,484	121,768

Source: Tanzania Prisons Service

Figure 3.2 Number of Offenders Received in Prisons from Court by Sex and Region: Tanzania Mainland, 2024

Source: Tanzania Prisons Service

3.2 Convicts Admitted in Prisons from Courts by Age, Sex and Region

In 2024, a total of 27,512 convicts were admitted in prisons, while male convicts were 25,451, which is equivalent to 92.5 percent, 1,668 females which is equivalent to 6.1 percent and 393 children which is equivalent to 1.4 percent. Among them many convicts 8,431 were in the age group of 40 – 49 which is equivalent to 30.6 percent followed by convicts with the age group 30 – 39 that is 7,689 which is equivalent to 27.9 percent.

The Regions which admitted more convicts were Kagera (2,199: 7.1 percent), Dar es Salaam (1,991: 7.2 percent) and Morogoro (1,778: 6.5 percent). Regions received fewer convict prisoners of the same age group were Simiyu (428: 1.6 percent), Njombe (471: 1.7 percent) and Iringa (545: 1.1 percent), (Table 3.2).

Table 3.2 Number of Convicts Admitted Directly from Court by Age, Sex and Region: Tanzania Mainland, 2024

Region	Below 18 years			18 -29 years			30 -39 years			40- 49 years			50 -59 years			60 years and above			Grand total
	M	F	Total	M	F	Total	M	F	Total	M	F	Total	M	F	Total	M	F	Total	
Arusha	3	0	3	223	14	237	198	11	209	236	15	251	119	9	128	15	2	17	845
D'Salaam	23	3	26	532	31	563	523	39	562	559	36	595	206	15	221	20	4	24	1991
Dodoma	8	4	12	412	14	426	436	23	459	361	26	387	112	19	131	17	1	18	1433
Geita	29	3	32	389	18	407	352	21	373	426	22	448	196	11	207	2	0	2	1469
Iringa	10	2	12	142	3	145	23	9	32	184	11	195	153	8	161	0	0	0	545
Kagera	12	3	15	512	18	530	598	36	634	619	69	688	284	36	320	9	3	12	2199
Kigoma	10	1	11	239	7	246	322	14	336	436	25	461	123	12	135	4	0	4	1193
Kilimanjaro	7	1	8	369	16	385	314	18	332	284	34	318	85	32	117	6	1	7	1167
Katavi	6	0	6	125	6	131	116	11	127	183	18	201	96	2	98	5	0	5	568
Lindi	19	3	22	195	5	200	298	9	307	142	21	163	81	6	87	0	0	0	779
Manyara	5	0	5	126	8	134	224	12	236	238	15	253	81	5	86	0	0	0	714
Mara	12	3	15	257	11	268	215	21	236	296	26	322	82	14	96	11		11	948
Mbeya	25	4	29	301	16	317	389	26	415	415	22	437	112	16	128	13	0	13	1339
Morogoro	40	24	64	432	28	460	586	36	622	321	36	357	245	19	264	11	0	11	1778
Mtwara	12	3	15	156	3	159	211	14	225	205	14	219	96	2	98	0	0	0	716
Mwanza	42	14	56	312	19	331	356	29	385	359	43	402	142	18	160	9	2	11	1345
Njombe	9	2	11	112	6	118	125	12	137	126	9	135	64	6	70	0	0	0	471
Pwani	6	2	8	496	4	500	245	11	256	368	15	383	129	9	138	6	0	6	1291
Ruvuma	4	0	4	225	2	227	312	7	319	341	16	357	187	7	194	0	0	0	1101
Rukwa	4	2	6	142	8	150	155	15	170	169	14	183	86	5	91	0	0	0	600
Singida	3	0	3	136	6	142	214	16	230	185	18	203	113	8	121	7	0	7	706
Shinyanga	0	0	0	185	12	197	145	14	159	156	19	175	96	3	99	0	0	0	630
Songwe	6	2	8	142	9	151	102	12	114	253	12	265	112	7	119	0	0	0	657
Simiyu	0	0	0	185	14	199	65	10	75	96	16	112	36	3	39	3	0	3	428
Tabora	7	2	9	225	9	234	245	9	254	296	18	314	96	8	104	4	0	4	919
Tanga	11	2	13	413	16	429	459	26	485	578	29	607	125	12	137	9	0	9	1680
Total	313	80	393	6,983	303	7286	7,228	461	7,689	7,832	599	8,431	3,257	292	3,549	151	13	164	27,512

Source: Tanzania Prisons Service

3.3 Second Offenders and Recidivist Admitted in Prisons from Courts by Sex and Region

Normally when a convict is admitted in prison directly from court, first the historical background of an offender is examined to reveal if he/she has ever been convicted or not. This classification is based on three main categories: first offender, second offender (one previous conviction) and more than twice conviction (recidivist).

In 2024, there were 4,140 second offenders and recidivist prisoners. Out of those 2,789 convicts (67.4 percent) were convicted for the second time and 1,351 convicts were recidivist (32.6 percent) implying that there are many convicts jailed more than once, (Table 3.3).

In 2024, male convicts constituted the largest number of second offenders and recidivist admitted in prisons (3,862 convicts: 93.3 percent). On the other hand, the number of female and children convicts was relatively small (140 female convicts: 3.4 percent) and (138 children: 3.3 percent).

Regions that admitted many second offenders and recidivist were Kilimanjaro (465: 11.2 percent), Morogoro (369: 8.9 percent) and Mara (310: 7.5 percent). Regions that admitted few recidivists were Kagera (27: 0.7 percent), Katavi (51: 1.2 percent) and Simiyu (63: 1.5 percent), (Table 3.3).

Table 3.3 Number of Second Offenders and Recidivist Admitted in Prisons Directly from Court by Sex and Region: Tanzania Mainland, 2024

Region	One previous			Total	Recidivist			Total	Total Recidivist			Total
	M	F	J		M	F	J		M	F	J	
Arusha	184	11	1	196	86	0	0	86	270	11	1	282
Dar es Salaam	196	17	9	222	63	0	4	67	259	17	13	289
Dodoma	84	0	5	89	36	0	2	38	120	0	7	127
Geita	99	2	9	110	14	0	3	17	113	2	12	127
Iringa	29	0	4	33	39	0	2	41	68	0	6	74
Kagera	12	0	6	18	6	0	3	9	18	0	9	27
Kigoma	85	6	3	94	36	0	2	38	121	6	5	132
Kilimanjaro	185	36	3	224	236	5	0	241	421	41	3	465
Katavi	29	2	2	33	18	0	0	18	47	2	2	51
Lindi	84	3	6	93	46	2	3	51	130	5	9	144
Manyara	89	2	2	93	59	0	0	59	148	2	2	152
Mara	202	15	4	221	84	3	2	89	286	18	6	310
Mbeya	125	0	8	133	46	0	3	49	171	0	11	182
Morogoro	204	6	15	225	136	2	6	144	340	8	21	369
Mtwara	74	3	2	79	45	2	0	47	119	5	2	126
Mwanza	136	4	12	152	62	0	5	67	198	4	17	219
Njombe	56	3	3	62	42	0	0	42	98	3	3	104
Pwani	68	2	2	72	22	0	0	22	90	2	2	94
Ruvuma	62	0	0	62	36	0	0	36	98	0	0	98
Rukwa	51	0	2	53	19	2	0	21	70	2	2	74
Singida	136	0	0	136	45	0	0	45	181	0	0	181
Shinyanga	58	0	0	58	16	0	0	16	74	0	0	74
Songwe	42	0	0	42	26	0	0	26	68	0	0	68
Simiyu	52	2	0	54	9	0	0	9	61	2	0	63
Tabora	103	3	2	108	12	0	0	12	115	3	2	120
Tanga	119	5	3	127	59	2	0	61	178	7	3	188
Total	2,564	122	103	2,789	1,298	18	35	1,351	3,862	140	138	4,140

Source: Tanzania Prisons Service

3.4 Adult Convicts Admitted in Prisons from Court by Sex, Type of Offence and Length of Sentence

In 2024, a total of 27,119 adult convicts admitted from courts: 25,451 Males, equivalent to 93.8 percent and 1,668 female equivalents to 6.2 percent. Most of them were charged with the following offences: theft (9,332: 34.4 percent), grievous harm (2,666: 9.8 percent) and burglary (1,953: 7.2 percent). Whereby offences committed by fewer adult convicts were false information (8: 0.02 percent), sodomy (12: 0.04 percent) and human trafficking (13: 0.04 percent), (Table 3.4).

Table 3.4 Number of Adult Prisoners Admitted from Court by Sex, Type of Offence and Length of Sentences: Tanzania Mainland, 2024

Type of offence	Under 6 months	6 months - 1 year	1 - 3 years	3 - 5 years	5 - 10 years	10 - 15 years	15 - 20 years	20 - 30 years	Over 30 years	Life sentence	Death sentence	Total
Murder	0	0	0	0	0	0	0	0	0	0	88	88
Manslaughter	64	29	14	12	60	13	0	0	0	0	0	192
Attempt Murder	68	55	26	126	19	6	0	0	0	0	0	300
Armed Robbery	96	142	89	136	156	102	19	156	39	45	0	980
Drugs Trafficking	89	136	169	78	42	58	74	42	59	18	0	765
Corruption	69	48	26	8	9	0	0	0	0	0	0	160
Possession of fire arms and ammunition	39	48	39	36	19	0	0	0	0	0	0	181
Possession of dangerous drugs	78	96	145	58	26	28	48	74	48	23	0	624
Theft	4,423	2,658	1125	698	312	78	38	0	0	0	0	9332
Possession of government trophies	96	39	96	58	48	39	236	142	0	0	0	754
Rape	0	0	0	0	0	0	186	145	286	241	0	858
Sodomies	0	0	0	0	0	0	0	0	0	12	0	12
Grievous harm	1023	968	425	142	85	23	0	0	0	0	0	2666
Arson	42	56	23	42	12	0	0	0	0	0	0	175
Human trafficking	0	5	3	5	0	0	0	0	0	0	0	13
Road traffic	45	63	0	0	0	0	0	0	0	0	0	108
Illegal trespass	56	48	56	0	0	0	0	0	0	0	0	160
Illegal fishing	0	78	42	0	0	0	0	0	0	0	0	120
Economic crime	0	0	22	29	0	0	0	0	0	0	0	51
Money laundry	0	0	48	26	0	0	0	0	0	0	0	74
Forgery	0	0	78	36	0	0	0	0	0	0	0	114
Illegal position of forest products	0	185	115	85	0	0	0	0	0	0	0	385
Neglect to provide necessity	0	22	0	0	0	0	0	0	0	0	0	22
Illegal Trespass	36	84	69	0	0	0	0	0	0	0	0	189
Illegal Immigrant	136	122	74	0	0	0	0	0	0	0	0	332
Possession of illicit liquor	142	112	36	0	0	0	0	0	0	0	0	290
Loitering	328	52	29	0	0	0	0	0	0	0	0	409
Burglary	421	812	415	174	96	19	16	0	0	0	0	1953
Threat to kill	0	14	21	0	0	0	0	0	0	0	0	35
Obtaining money by false pretense	0	26	29	0	0	0	0	0	0	0	0	55
Contempt of court	22	26	0	0	0	0	0	0	0	0	0	48
False information	8	0	0	0	0	0	0	0	0	0	0	8
Cause commotion	63	29	0	0	0	0	0	0	0	0	0	92
Destroy property	41	36	0	0	0	0	0	0	0	0	0	77
Threat to kill by word	65	62	0	0	0	0	0	0	0	0	0	127
Abuse of language	112	64	0	0	0	0	0	0	0	0	0	176
Position of stolen property	132	52	0	0	0	0	0	0	0	0	0	184
Cattle theft	0	72	26	63	0	0	0	0	0	0	0	161
Others	2,563	968	1,065	130	35	26	52	4	6	0	0	4849
Total	10,257	7,207	4,305	1,942	919	392	669	563	438	339	88	27,119

Source: Tanzania Prisons Service

3.5 Child Convicts Admitted from Court by Sex, Type of Offence and Length of Sentence

In 2024, child convicts admitted from courts were 393 in which males were 313 which is equivalent to 79.6 percent and female were 80 which is equivalent to 20.4 percent. Most of child convicts were charged with: theft (49: 12.5 percent), assault injury (41: 10.4 percent), and possession of illicit liquor (36: 9.2 percent). Offences that had fewer charged child convicts were attempt murder (3: 0.8 percent), manslaughter (4: 1.01 percent) and obtaining money by false pretense (5: 1.3 percent), (Table 3.5).

Table 3.5 Number of Children Prisoners Admitted from Court by Sex, Type of Offence and Length of Sentence: Tanzania Mainland, 2024

Offence	Under 6 months	6 months - 1 year	1 - 3 years	3 - 5 years	5 - 10 years	10 - 15 years	15 - 20 years	20 - 30 years	Over 30 years	Life sentence	Death sentence	Total
Manslaughter	0	0	0	4	0	0	0	0	0	0	0	4
Attempt Murder	0	0	3	0	0	0	0	0	0	0	0	3
Armed Robbery	6	4	2	4	0	0	0	0	0	0	0	16
Drugs Trafficking	4	5	0	0	0	0	0	0	0	0	0	9
Possession of fire arms and ammunition	2	4	0	0	0	0	0	0	0		0	6
Possession of dangerous drugs	3	5	2	0	0	0	0	0	0	0	0	10
Theft	15	11	9	8	6	0	0	0	0	0	0	49
Possession of government trophies	6	4	2	3	0	0	0	0	0	0	0	15
Rape	0	0	0	0	0	4	6	0	0	0	0	10
Assault injury	12	16	8	5	0	0	0	0	0	0	0	41
Arson	0	0	4	0	0	0	0	0	0	0	0	4
Illegal trespass	6	11	5	0	0	0	0	0	0	0	0	22
Tresspass	3	8	6	0	0	0	0	0	0	0	0	17
Possession of illicit liquor	12	18	6	0	0	0	0	0	0	0	0	36
Loitering	11	9	3	0	0	0	0	0	0	0	0	23
Burglary	12	6	4	5	0	0	0	0	0	0	0	27
Threat to kill	0	6	4	0	0	0	0	0	0	0	0	10
Obtaining money by false pretense	0	3	2	0	0	0	0	0	0	0	0	5
Abuse of language	12	16	0	0	0	0	0	0	0	0	0	28
Position of stolen property	6	12	0	0	0	0	0	0	0	0	0	18
Cattle theft	0	12	12	0	0	0	0	0	0	0	0	24
Others	6	5	3	2	0	0	0	0	0	0	0	16
Total	116	155	75	31	6	4	6	0	0	0	0	393

Source: Tanzania Prisons Service

3.6 Convicts admitted in Prisons from Court for Failure to Pay Fines by Length of Sentence and Region

In 2024, a total of 10,069 convicts failed to pay fines were admitted in prisons from courts. Among them 7,434 which is equivalent to 73.8 percent were sentenced to serve imprisonment for the period of three months and above.

The Regions with large number of convicts who failed to pay fines were Kagera (1,536: 15.3 percent), Kigoma (1,327: 13.2 percent) and Dar es Salaam (1,048: 10.4 percent). Regions which had few numbers of convicts who failed to pay fine were Tabora (28: 0.3 percent), Arusha (72: 0.7 percent) and Simiyu (105: 1.04 percent), (Table 3.6).

Table 3.6 Number of Convicts Received in Prisons from Courts Who Failed to Pay Fines by Region and Length of Sentences, Tanzania Mainland, 2024.

Region	Under 1 month	1-3 months	Over 3 months	Total	Percent
Arusha	3	8	61	72	0.7
D'salaam	6	394	648	1,048	10.4
Dodoma	5	4	238	247	2.5
Geita	14	231	467	712	7.1
Iringa	3	140	69	212	2.1
Kagera	17	145	1,374	1,536	15.3
Kigoma	28	288	1,011	1,327	13.2
Kilimanjaro	6	189	392	587	5.8
Katavi	4	39	65	108	1.1
Lindi	6	122	177	305	3
Manyara	1	51	197	249	2.5
Mara	6	32	260	298	3
Mbeya	2	32	320	354	3.5
Morogoro	60	112	242	414	4.1
Mtwara	6	73	139	218	2.2
Mwanza	15	125	307	447	4.4
Njombe	7	42	105	154	1.5
Pwani	4	16	286	306	.03
Ruvuma	5	12	160	177	1.8
Rukwa	13	61	258	332	3.3
Singida	7	69	112	188	1.9
Shinyanga	23	68	113	204	2.0
Songwe	4	25	78	107	1.1
Simiyu	4	7	94	105	1.0
Tabora	3	17	8	28	0.3
Tanga	36	45	253	334	3.3
Total	288	2,347	7,434	10,069	100.0

Source: Tanzania Prisons Service

3.7 Pregnant Offenders and Offenders with Children Admitted in Prisons Directly from Courts by Type of Offence

In 2024, a total of 41 female convicts received direct from court, among them 14 pregnant convicts and 27 female convicts having 27 children. In addition, there were 64 remands, 20 pregnant remands 44 female remands having 51 children, (Table 3.7).

Table 3.7 Number of Pregnant Offenders and Offenders with Children Received in Prisons Directly from Courts by Type of Offence: Tanzania Mainland, 2024.

Type of offences	Convicts			Remands			Total offenders	Percent
	Pregnant	With children	Children	Pregnant	With children	Children		
Murder	0	1	1	4	7	7	12	11.4
Attempted murder	0	1	1	0	0	0	1	1.0
Drug Trafficking	0	0	0	1	2	1	3	2.9
Possession of dangerous drugs	0	1	1	0	0	0	1	1.0
Theft	4	6	6	8	6	8	24	22.9
Assault injury	0	9	9	3	7	12	19	18.1
Illegal Immigrant	4	2	2	0	1	1	7	6.7
Illegal entrance in the game reserve	1	1	1	0	0	0	2	1.9
Illegal position of forest products	0	0	0	0	1	1	1	1.0
Violence against children	0	1	1	0	2	2	3	2.9
Unlawful presence in URT	3	0	0	0	10	10	13	12.4
Possession of illicit liquor	0	4	4	0	1	1	5	4.8
Loitering	0	0	0	1	0	1	1	1.0
Burglary	1	0	0	0	0	0	1	1.0
Threat to kill	0	1	1	0	0	0	1	1.0
Obtain money by false pretense	0	0	0	3	4	4	7	6.7
Cause commotion	0	0	0	0	3	3	3	2.9
Abuse of language	1	0	0	0	0	0	1	1.0
Total	14	27	27	20	44	51	105	100.0

Source: Tanzania Prisons Service

3.8 Adult Remands Received Directly from Courts by Sex, Type of Offence and Waiting for hearing and Judgement

In 2024, adult remands admitted in prisons from courts waiting for hearing and judgments were 93,165: males 85,629 equivalent to 91.9 percent and 7,536 female (8.1 percent). The majority of remands committed the following offences: theft (23,941: 25.7 percent), armed robbery (8,461: 9.1 percent) and grievous harm (8,164: 8.8 percent). On the other hand, offences committed by relatively few remands were: human trafficking (39: 0.04 percent), false information (132: 0.1 percent) and contempt of court (133: 0.1 percent), (Table 3.8).

Table 3.8 Number of Adult Remand Prisoners Received Directly from Courts by Sex, Type of Offences and waiting Time for Judgment: Tanzania Mainland, 2024

Type of offence	January-March		April-June		July-September		October-December		Total	Percent
	M	F	M	F	M	F	M	F		
Murder	495	194	466	189	669	152	769	152	3,086	3.3
Attempted murder	165	45	235	52	245	71	258	43	1,114	1.2
Armed Robbery	2,115	143	1,948	145	1,789	162	1,985	174	8,461	9.1
Transportation of narcotics drugs	362	19	203	22	368	23	614	42	1,653	1.8
Corruption	154	39	142	42	175	54	196	71	873	0.9
Possession of fire arms and ammunition	268	25	198	35	256	23	284	46	1,135	1.2
Possession of dangerous drugs	374	26	368	29	348	29	486	39	1,699	1.8
Theft	6,519	174	5,426	184	5,536	156	5,748	198	23,941	25.7
Possession of government trophies	1,462	29	1,352	48	1,559	32	1,695	36	6,213	6.7
Rape	852	14	895	16	795	19	852	14	3,457	3.7
Sodomy	126	0	84	0	69	0	125	0	404	0.4
Grievous harm	1,896	195	1,796	185	1,745	289	1,819	239	8,164	8.8
Arson	194	19	187	42	248	42	268	39	1,039	1.1
Human trafficking	12	0	6	0	9	0	12	0	39	0
Road Traffic	269	17	362	26	469	39	336	18	1,536	1.6
Illegal entrance in the game reserve	123	8	125	15	153	9	178	21	632	0.7
Illegal fishing	96	0	142	0	136	0	186	0	560	0.6
Money laundry	42	0	45	0	36	0	39	0	162	0.2
Forgery	65	6	48	6	85	0	59	3	272	0.3
Illegal possession of forest products	132	5	136	12	156	9	174	2	626	0.7
Illegal Trespass	42	0	53	0	56	0	69	0	220	0.2
Illegal Immigrant	196	18	156	29	184	29	168	29	809	0.9
Possession of illicit liquor	389	256	326	256	326	226	416	289	2,484	2.7
Loitering	296	187	321	278	315	248	338	284	2,267	2.4
Burglary	1,315	16	939	19	1,036	16	1,394	9	4,744	5.1
Threat to kill	122	6	84	13	89	9	114	6	443	0.5
Money laundering	156	0	185	0	174	0	174	0	689	0.7
Contempt of court	23	0	23	0	39	0	48	0	133	0.1
False information	23	3	23	9	29	3	39	3	132	0.1
Creating chaos	12	7	43	5	68	4	75	4	218	0.2
Destroy property	145	5	152	9	145	6	184	2	648	0.7
Threat to kill by words	136	9	146	12	196	9	186	5	699	0.8
Abuse of language	78	8	85	9	112	6	94	3	395	0.4
Possession of stolen property	69	26	125	19	96	23	85	15	458	0.5
Cattle theft	186	0	145	0	148	0	148	0	627	0.7
Others	2,212	142	4,321	246	3,169	248	2,574	221	13,133	14.1
Total	21,121	1,641	21,291	1,952	21,028	1,936	22,189	2,007	93,165	100

Source: Tanzania Prisons Service

3.9 Child Remands Admitted in Prisons Directly from Courts by Sex, Type of Offence and Waiting for Hearing and Judgement

In 2024, a total of 1,091 child remands were admitted in prisons from courts, male was 997 which is equivalent to 91.4 percent and female were 94 which is equivalent to 8.6 percent. The majority of child remands committed the following offences: theft (198: 18.1 percent), armed robbery (135: 12.4 percent) and burglary (88: 8.1 percent). Offences committed by few child remands were: possession

of fire arms and ammunition (15: 1.4 percent), arson (16: 1.5 percent) and possession of illicit liquor and grievous harm (22 each: 2 percent), (Table 3.9).

Table 3.9 Number of Child Remands Admitted in Prisons from Courts by Sex, Waiting Duration Before Judgment and Type of Offences: Tanzania Mainland, 2024.

Type of offences	January -March		April- June		July - September		October- December		Total	Percent
	M	F	M	F	M	F	M	F		
Murder	6	3	7	2	5	1	6	2	32	2.9
Attempted murder	15	0	9	0	18	0	12	0	54	4.9
Armed Robbery	29	0	32	0	33	0	41	0	135	12.4
Transportation of narcotics drugs	3	0	4	0	6	0	9	0	22	2.0
Possession of fire arms and ammunition	5	0	3	0	3	0	4	0	15	1.4
Possession of dangerous drugs	9	0	5	0	4	0	6	0	24	2.2
Theft	36	5	42	2	41	8	55	9	198	18.1
Possession of government trophies	11	0	15	0	12	0	17	0	55	5.0
Rape	12	0	19	0	14	0	16	0	61	5.6
Grievous harm	8	0	6	0	3	0	5	0	22	2.0
Arson	3	0	6	0	4	0	3	0	16	1.5
Possession of illicit liquor	6	0	6	0	4	0	6	0	22	2.0
Loitering	14	2	15	3	19	3	14	2	72	6.6
Burglary	18	0	21	0	26	0	23	0	88	8.1
Threat to kill by words	3	0	8	0	12	0	9	0	32	2.9
Cattle theft	16	0	14	0	12	0	11	0	53	4.9
Others	36	9	41	16	33	16	28	11	190	17.4
Others	230	19	253	23	249	28	265	24	1091	100.0

Source: Tanzania Prisons Service

3.10 Foreign Convict Prisoners Admitted in Prisons from Court by Sex and Country of Domicile

In 2024, foreign convicts admitted in prisons from courts were 1,838 whereas 1,753 were male (95.4 percent) and 85 were female (4.6 percent). Most of them were from Burundi (1,216: 66.2 percent), Ethiopia (267: 14.5 percent) and Rwanda (108: 5.9 percent).

Majority of foreign convicts committed the following offences: illegal immigrants (1,361: 74.04 percent), illegal entrance in the game reserve (214: 11.6 percent) and theft (79: 4.3 percent). Offences committed by fewer foreign convicts were piracy (1: 0.1 percent), murder (3: 0.2 percent) and threat to kill (4: 0.2 percent), (Table 3.10 and Table 3.11).

Table 3.10 Number of Foreign Convicts Received in Prisons from Courts by Sex and Country of Domicile: Tanzania Mainland, 2024.

Country	Sex		Total
	M	F	
Angola	3	0	3
Burundi	1186	30	1216
Cameroon	1	0	1
China	2	0	2
Comoros	1	0	1
Congo	38	8	46
DRC	75	24	99
Ethiopia	267	0	267
France	2	0	2
India	2	0	2
Italy	2	0	2
Cote d'Ivoire	1	0	1
Kenya	15	2	17
Malawi	3	2	5
Nigeria	4	0	4
Rwanda	95	13	108
Sierra Leone	2	0	2
Somalia	23	0	23
Sudan	9	0	9
Turkey	2	0	2
Uganda	16	6	22
USA	2	0	2
Zambia	2	0	2
Total	1753	85	1838

Source: Tanzania Prisons Service

Table 3.11 Number of Foreign Convicts Admitted in Prisons from Court by Sex and Type of Offense: Tanzania Mainland, 2024

Type of offences	Sex		Total
	M	F	
Murder	3	0	3
Armed Robbery	18	0	18
Drugs Trafficking	5	0	5
Possession of dangerous drugs	11	1	12
Theft	65	14	79
Rape	15	0	15
Wounds	26	5	31
Piracy	1	0	1
Illegal immigrants	1,321	40	1,361
Illegal entrance in the game reserve	195	19	214
Economic crime	0	0	0
Illegal trespass	25	0	25
Possession of illicit liquor	4	6	10
Burglary	6	0	6
Threat to kill	4	0	4
Threat to kill by word	7	0	7
Position of stolen property	12	0	12
Cattle theft	32	0	32
Others	3	0	3
Total	1,753	85	1,838

Source: Tanzania Prisons Service

3.11 Foreign Remands Admitted in Prisons from Court by Sex and Country of Domicile

In 2024, a total of 2,405 foreign remands were admitted from courts. Among them, 2,284 which is equivalent to 95 percent were male and 121 females which is equivalent to 5 Percent. Most of them were from Burundi (1,667: 69.3 percent), Ethiopia (326: 13.6 percent) and DRC (112: 4.7 percent), (Table 3.12).

Table 3.12 Foreign Remands Admitted in Prisons from Court by Sex and Domicile Country, Tanzania Mainland, 2024.

Country	Sex		Total
	M	F	
Angola	3	0	3
Burundi	1608	59	1667
Cameroon	1	0	1
China	2	0	2
Comoros	1	0	1
Congo	38	8	46
DRC	88	24	112
Ethiopia	326	0	326
France	2	0	2
India	8	0	8
Italy	2	0	2
Cote d'Ivoire	1	0	1
Kenya	15	2	17
Malawi	3	2	5
Nigeria	4	0	4
Rwanda	126	20	146
Sierra Leone	2	0	2
Somalia	23	0	23
Sudan	9	0	9
Turkey	2	0	2
Uganda	16	6	22
USA	2	0	2
Zambia	2	0	2
Total	2,284	121	2,405

Source: Tanzania Prisons Service

Majority of foreign remands committed the following offences: illegal immigrants (1,720: 71.5 percent), illegal entrance in the game reserve (283: 11.8 percent) and theft (187: 7.8 percent). Relatively, few remands committed the following offences: piracy (1: 0.03 percent), economic crime (3: 0.1 percent) and drug trafficking (5: 0.2 percent), (Table 13.13).

Table 3.13 Number of Foreign Remands Admitted in Prisons from Court by Sex and Type of Offence: Tanzania Mainland, 2024.

Type of offences	Sex		Total
	M	F	
Murder	12	0	12
Armed Robbery	26	0	26
Drugs Trafficking	5	0	5
Possession of dangerous drugs	12	1	13
Theft	167	20	187
Rape	15	0	15
Wounds	26	5	31
Piracy	1	0	1
Illegal immigrants	1,659	61	1,720
Illegal entrance in the game reserve	255	28	283
Economic crime	3	0	3
Illegal trespass	32	0	32
Possession of illicit liquor	4	6	10
Burglary	8	0	8
Threat to kill	7	0	7
Threat to kill by word	7	0	7
Position of stolen property	12	0	12
Cattle theft	31	0	31
Others	2	0	2
Total	2,284	121	2,405

Source: Tanzania Prisons Service

CHAPTER FOUR

Offenders Transferred from One Prison to Another

4.0 Introduction

Due to various reasons, offenders are transferred from one prison to another. Some of the reasons are based on court orders, medical grounds, studies, production operations and for security purposes.

4.1 Transfer of Offenders by Sex and Region

In 2024, a total of 12,962 offenders were transferred from one prison to another compared to 17,343 of 2023, this a decrease of 4,381 which is equivalent to 25.3 percent. Among of the offenders transferred in 2024, convicts were 11,049 compared to 10,541 of 2023, this is an increase of 508 convict equivalent to 4.8 percent. In 2024 remands were 1,913 while in 2023 there were 3,202 this is a decrease of 1,289 which is equivalent to 40.3 percent, (Table 4.1).

Regions that transferred relatively large number of offenders than others were: Dodoma (1,475: 11.4 percent), Dar es Salaam (1,234: 9.5 percent) and Kagera (1,046: 8.1 percent). On the other hand, regions transferred relatively few offenders were: Tabora (29: 0.2 percent), Songwe (56: 0.4 percent) and Pwani (84: 0.6 percent).

In regards to convicts, regions that transferred more convicts were: Dar es Salaam (1,138: 8.8 percent), Dodoma (937: 7.2 percent) and Kagera (894: 6.9 percent) while Tabora (25: 0.2 percent), Songwe (50: 0.4 percent) and Pwani (77: 0.6 percent) transferred relatively few convicts.

On the other hand, regions that transferred more remands were: Dodoma (538: 4.2 percent), Kagera (152: 1.2 percent) and Shinyanga (139: 1.1 percent), while Katavi (2: 0.01 percent), Tabora (4: 0.03 percent) and Kigoma (5: 0.03 percent) transferred relatively few remands.

Table 4.1 Number of Offenders Transferred by Sex and Region: Tanzania Mainland, 2024

Region	Convicts				Remands				Grand total
	M	F	J	Total	M	F	J	Total	
Arusha	359	8	0	367	0	0	0	0	367
Dar es Salaam	1,131	7	0	1,138	89	7	0	96	1,234
Dodoma	911	26	0	937	484	54	0	538	1,475
Geita	824	2	0	826	22	0	0	22	848
Iringa	442	2	0	444	10	4	0	14	458
Kagera	868	26	0	894	130	22	0	152	1,046
Kigoma	605	0	0	605	4	1	0	5	610
Kilimanjaro	245	17	0	262	47	4	0	51	313
Katavi	126	0	0	126	2	0	0	2	128
Lindi	137	0	0	137	40	4	0	44	181
Manyara	312	1	0	313	26	3	0	29	342
Mara	856	0	0	856	59	6	0	65	921
Mbeya	677	10	0	687	104	11	0	115	802
Morogoro	727	30	30	787	50	5	4	59	846
Mtwara	245	2	0	247	59	6	0	65	312
Mwanza	423	10	4	437	86	7	0	93	530
Njombe	104	2	0	106	85	7	0	92	198
Pwani	77	0	0	77	5	2	0	7	84
Ruvuma	324	0	0	324	13	1	0	14	338
Rukwa	326	0	0	326	6	0	0	6	332
Singida	103	1	0	104	106	6	0	112	216
Shinyanga	270	5	0	275	135	4	0	139	414
Songwe	50	0	0	50	6	0	0	6	56
Simiyu	347	1	0	348	91	4	1	96	444
Tabora	25	0	0	25	4	0	0	4	29
Tanga	346	5	0	351	87	0	0	87	438
Total	10,860	155	34	11,049	1,750	158	5	1,913	12,962
Percent	83.78	1.20	0.26	85.24	13.50	1.22	0.04	14.76	100.00

Source: Tanzania Prisons Service

CHAPTER FIVE

Offenders Released from Prisons

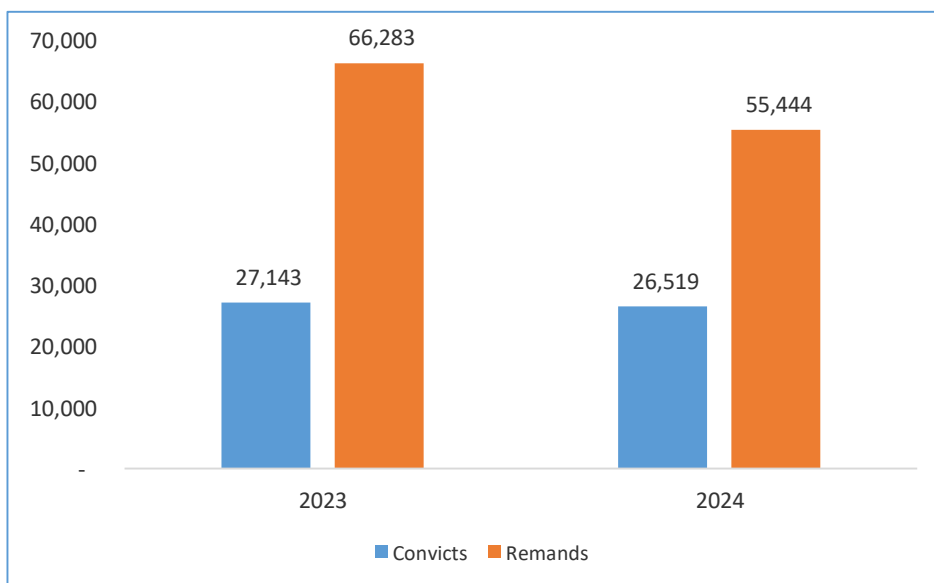
5.0 Introduction

This chapter presents information on offenders released from prisons in Tanzania Mainland in 2024. Usually, convicts are released from prisons due to various reasons such as legal completion of their sentences, Presidential amnesty, release for Extra Mural Labour (EML), Parole, paying fines as directed by the court, escaped, death, on the other hand, remands are taken to the court-by-court order.

5.1 Offenders Released from Prisons

In 2024, a total of 81,963 offenders were released from prisons for various reasons compared to 93,426 of 2023, this is a decrease of 11,463 which is equivalent to 12.3 percent. In regards to convicts, a total of 26,519 convicts were released compared to 27,143 of 2023, this is a decrease of 624 which is equivalent to 2.3 percent. A total of 55,444 remands were released compared to 66,283 of 2023, this is a decrease of 10,839 which is equivalent to 16.4 percent, (Figure 5.1).

Figure 5.1 Number of Offenders Released from Prison by Type: Tanzania Mainland, 2024



Source: Tanzania Prisons Service

Regions that released large number of offenders in 2024 were: Dar es Salaam (8,322: 10.2 percent), Kagera (6,193: 7.6 percent) and Geita (5,597: 6.8 percent). Regions which released relatively few offenders were: Tabora (616: 0.8 percent), Songwe (770: 0.9 percent) and Njombe (794: 1 percent).

In regards to convicts, Kagera released the largest number of convicts (2,164: 2.6 percent) followed by Morogoro (2,060: 2.5 percent) and Dar es Salaam (1,987: 2.4 percent). Regions which released relatively few convicts in 2024 were: Tabora (150: 0.2 percent), Katavi (428: 0.5 percent) and Njombe (445: 0.5 percent).

Regions which released the largest number of remands in 2024 was Dar es Salaam (6,335: 7.7 percent) followed by Mwanza (4,491: 5.5 percent) and Kagera (4,029: 4.9 percent). Regions which released relatively few remands were: Njombe (349: 0.4 percent), Tabora (466: 0.6 percent) and Songwe (544: 0.7 percent), (Table No.5.1).

Table 5.1 Number of Offenders Released from Prison by Sex and Region: Tanzania Mainland, 2024

2023				2024			
Adult				Adult			
M	F	J	Total	M	F	J	Total
4,246	379	0	4,625	4,410	253	0	4,663
10,227	588	21	10,836	7,576	711	35	8,322
3,975	175	6	4,156	3,723	252	34	4,009
4,379	233	151	4,763	5,179	295	123	5,597
1,253	75	6	1,334	1,419	52	0	1,471
6,203	474	12	6,689	5,758	435	0	6,193
3,179	227	41	3,447	3,479	207	35	3,721
4,604	389	5	4,998	4,571	353	4	4,928
1,261	52	11	1,324	1,077	39	23	1,139
1,881	44	3	1,928	1,675	29	14	1,718
3,227	237	0	3,464	2,202	131	0	2,333
5,170	440	67	5,677	4,662	306	0	4,968
3,417	220	2	3,639	2,782	191	0	2,973
4,342	74	30	4,446	3,813	141	88	4,042
1,955	132	0	2,087	1,418	72	0	1,490
4,629	283	94	5,006	5,241	419	255	5,915
597	51	1	649	765	28	1	794
2,639	92	21	2,752	2,150	71	0	2,221
1,675	107	0	1,782	1,594	59	0	1,653
1,979	152	0	2,131	1,798	118	0	1,916
2,214	109	3	2,326	1,844	174	2	2,020
3,437	268	0	3,705	3,135	326	0	3,461
1,555	77	2	1,634	734	36	0	770
2,000	115	0	2,115	1,791	135	1	1,927
3,191	181	2	3,374	590	25	1	616
4,349	187	3	4,539	2,979	124	0	3,103
87,584	5,361	481	93,426	76,365	4,982	616	81,963

Source: Tanzania Prisons Service

5.2 Convicts Released on Extra Mural Penal Labour (EML) by Sex and Region, Tanzania Mainland, 2024

Any prisoner is qualified for Extra Mural Penal Labour if: -

- He/she is sentenced to imprisonment for a period not exceeding a total of twelve months: and
- He/she has been committed to prison for not paying a fine or compensation even though his/her sentence exceeds twelve months.

In 2024, a total of 1,415 prisoners were released for Extra Mural Penal Labor (EML): 1,175 males, which is equivalent to 83 percent, 232 females (16.4 percent) and 8 children (0.6 percent).

The region with the largest number of convicts released on this conditional discharged was Manyara (166: 11.7 percent), followed by Kagera (154: 10.9 percent) and Mara (146: 10.3 percent). Regions which released relatively few convicts in this conditional discharged were: Lindi (7: 0.5 percent), Njombe and Pwani (7: 0.5 percent) and Katavi (12: 0.8 percent), (Table 5.2 and Figure 5.2)

Table 5.2 Number and Percentage Distribution of Convicts Released on Extra Mural Penal Employment (EML) by Sex and Region: Tanzania Mainland, 2024

Region	Adults		J	Total
	M	F		
Arusha	45	11	0	56
Dar es Salaam	91	42	3	136
Dodoma	21	12	1	34
Geita	49	3	0	52
Iringa	48	3	0	51
Kagera	122	32	0	154
Kigoma	41	3	0	44
Kilimanjaro	28	11	0	39
Katavi	11	1	0	12
Lindi	7	0	0	7
Manyara	152	14	0	166
Mara	111	35	0	146
Mbeya	93	7	0	100
Morogoro	44	10	3	57
Mtwara	18	1	0	19
Mwanza	49	8	0	57
Njombe	9	2	0	11
Pwani	6	5	0	11
Ruvuma	17	0	0	17
Rukwa	37	9	0	46
Singida	29	3	0	32
Shinyanga	61	6	1	68
Songwe	15	2	0	17
Simiyu	17	1	0	18
Tabora	11	7	0	18
Tanga	43	4	0	47
Total	1,175	232	8	1,415

Source: Tanzania Prisons Service

5.3 Prisoners Released after Paying Fines by Length of Sentence and Region

In 2024, a total of 3,975 prisoners were released after paying fines. The majority of those who paid fines were from Dar es Salaam (523: 13.2 percent), Kilimanjaro (457: 11.5 percent), Kigoma (439: 11 percent). Regions which released few prisoners were Katavi (9: 0.2 percent), Njombe (10: 0.3 percent) and Iringa (33: 0.8 percent), (Table 5.3).

Table 5.3 Number and Percentage Distribution of Prisoners Released After Paying Fines by Length of Sentence and Region: Tanzania Mainland, 2024

Region	Under one month	1- 3 months	Over 3 months	Total	Percent
Arusha	5	26	48	79	2.0
Dar Es Salaam	12	152	359	523	13.2
Dodoma	0	33	245	278	7.0
Geita	3	59	136	198	5.0
Iringa	0	9	24	33	0.8
Kagera	0	34	165	199	5.0
Kigoma	22	169	248	439	11.0
Kilimanjaro	2	168	287	457	11.5
Katavi	0	3	6	9	0.2
Lindi	2	29	45	76	1.9
Manyara	0	26	45	71	1.8
Mara	0	19	36	55	1.4
Mbeya	8	32	136	176	4.4
Morogoro	6	21	96	123	3.1
Mtwara	5	29	78	112	2.8
Mwanza	6	22	156	184	4.6
Njombe	0	4	6	10	0.3
Pwani	0	22	78	100	2.5
Ruvuma	4	6	74	84	2.1
Rukwa	22	34	73	129	3.2
Singida	4	26	98	128	3.2
Shinyanga	3	29	23	55	1.4
Songwe	4	16	57	77	1.9
Simiyu	2	6	69	77	1.9
Tabora	4	11	139	154	3.9
Tanga	3	34	112	149	3.7
Total	117	1,019	2,839	3,975	100.0

Source: Tanzania Prisons Service

5.4 Prisoner released by Presidential Amnesty

5.4.1 Convicts Benefited from Presidential Pardon.

Article 45 (1) (a-d) of the Constitution of the United Republic of Tanzania gives the President of the United Republic of Tanzania the mandate to pardon convict prisoners of any offence, unconditionally or on conditions, which is granted twice a year during the country's Independence and Union ceremonies. This pardon is granted to convict prisoners who qualify to be pardoned. The qualifications used to grant pardon to convict prisoners in 2024 are specified in the presidential order issued on April 26, 2024 and December 9, 2024.

The President of the United Republic of Tanzania, using the powers vested to her under Article 45(1) (d) of the Constitution of the United Republic of Tanzania pardoned 2,630 convict prisoners of which 2,580 males (98.1 percent) and 50 females (1.9 percent). Out of those pardoned, 51 convict prisoners (1.9 percent) were released from prisons and 2,579 (98.1 percent) their sentences were reduced, (Table 5.4).

Among 2,630 convicts who were pardoned, 1,802 convicts pardoned during celebration of the 60th anniversary of the Union of Tanganyika and Zanzibar, on 26th April, 2024, of which 1,062 were males (98.2 percent) and 20 were female (1.8 percent). Out of those pardoned in this celebration, 29 convict prisoners (2.7 percent) were released direct from prisons and 1,053 (97.3 percent) their sentences were reduced.

During celebration of the 63rd anniversary of Tanganyika's independence, on 9th December, 2024, a total of 1,548 convict prisoners were pardoned, of which 1,518 were males (98.1 percent) and 30 were female (1.9 percent). Out of those pardoned in this celebration, 22 convict prisoners (1.4 percent) were released from prisons and 1,526 (98.6 percent) their sentences were reduced, (Table 5.4).

Table 5.4 Number of Convicts Benefited from Presidential Pardon by Region: Tanzania Mainland, 2024

Region	Pardoned 26th April, 2024						Total	Pardoned 9th December, 2024						Total	Total Convicts with reduced sentences	Total Released convicts	Grand Total
	Convicts with reduced sentences			Released convicts				Convicts with reduced sentences			Released convicts						
	M	F	Total	M	F	Total		M	F	Total	M	F	Total				
Arusha	14	3	17	4		4	21	36	1	37	3	0	3	40	54	7	61
Dar es Salaam	41	0	41	6	0	6	47	48	5	53	0	0	0	53	94	6	100
Dodoma	59	2	61	2	0	2	63	72	0	72	1	0	1	73	133	3	136
Geita	70	0	70		0	0	70	63	0	63	0	0	0	63	133	0	133
Iringa	32	1	33	1	0	1	34	39	0	39	0	0	0	39	72	1	73
Kagera	84	0	84	0	1	1	85	80	0	80	3	0	3	83	164	4	168
Katavi	17	0	17	0	0	0	17	12	0	12	0	0	0	12	29	0	29
Kigoma	110	2	112	0	1	1	113	258	1	259	0	1	1	260	371	2	373
Kilimanjaro	17	0	17	0	0	0	17	41	0	41	1	0	1	42	58	1	59
Lindi	20	0	20	0	0	0	20	28	0	28	0	0	0	28	48	0	48
Manyara	20	0	20	0	0	0	20	28	1	29	0	0	0	29	49	0	49
Mara	24	2	26	1	0	1	27	47	1	48	3	0	3	51	74	4	78
Mbeya	26	1	27	2	1	3	30	47	0	47	3	0	3	50	74	6	80
Morogoro	84	2	86	0	0	0	86	130	6	136	0	0	0	136	222	0	222
Mtwara	20	0	20	1	0	1	21	27	0	27	0	0	0	27	47	1	48
Mwanza	26	1	27	4	0	4	31	39	0	39	0	0	0	39	66	4	70
Njombe	10	0	10	0	0	0	10	40	1	41	0	0	0	41	51	0	51
Pwani	31	0	31	0	0	0	31	32	0	32	0	0	0	32	63	0	63
Rukwa	29	0	29	0	0	0	29	30	0	30	1	0	1	31	59	1	60
Ruvuma	16	0	16	0	0	0	16	54	0	54	0	0	0	54	70	0	70
Shinyanga	10	0	10	0	0	0	10	11	6	17	1	2	3	20	27	3	30
Simiyu	43	1	44	1	0	1	45	37	2	39	0	0	0	39	83	1	84
Singida	40	0	40	0	0	0	40	31	0	31	0	0	0	31	71	0	71
Songwe	15	1	16	0	0	0	16	20	0	20	0	0	0	20	36	0	36
Tabora	69	0	69	2	0	2	71	132	2	134	2	0	2	136	203	4	207
Tanga	109	1	110	2	0	2	112	118	0	118	0	1	1	119	228	3	231
Total	1,036	17	1,053	26	3	29	1,082	1,500	26	1,526	18	4	22	1,548	2,579	51	2,630

Source: Tanzania Prisons Service

Offences with the largest number of pardoned convict prisoners were theft 667 (25.3 percent), unlawful presence in the United Republic of Tanzania 603 (22.9 percent), manslaughter 531 (20.2 percent), grievous harm 205 (7.8 percent) and criminal trespass 187 (7.1 percent). Offences with relatively small number of pardoned convict prisoners were murder 8 (0.3 percent), arson 9 (0.3 percent), forgery 11 (0.4 percent), robbery 12 (0.5 percent) and obtaining money by false pretence 15 (0.6 percent).

Regions with the large number of pardoned convict prisoners were Kigoma 373 (14.1 percent), Tanga 231 (8.8 percent), Morogoro 222 (8.4 percent), Tabora 207 (7.9 percent) and Kagera 168 (6.4 percent). Regions with relatively small number of pardoned convict prisoners were Katavi 29 (1.1 percent), Shinyanga 30 (1.1 percent), Songwe 36 (1.4 percent), Mtwara and Lindi (48 each: 1.8 percent), (Table 5.5).

Table 5.5 Number of convicts benefitted from Presidential pardon in 2024 by Region and Type of offences

Region	Type of Offences																Total
	Forgery	Unlawful entry without valid passport	Unlawful entry into the game reserve	Murder commuted	Manslaughter	Murder	Attempt Murder	Theft	Burglary	Robbery with violence	Criminal trespass	Wounding	Arson	Obtaining money by false pretence	Sexual Offences	Other Offences	
Arusha	1	1	1	0	9	0	1	19	5	2	10	9	0	1	1	1	61
Dodoma	2	21	5	0	28	3	4	38	10	2	5	12	0	1	5	0	136
Dar es Salaam	2	8	3	1	36	2	3	21	4	0	0	7	1	7	4	1	100
Geita	0	30	18	0	7	0	5	8	2	0	56	6	0	0	0	1	133
Iringa	0	23	0	0	15	0	0	25	4	0	0	3	1	1	1	0	73
Kagera	0	30	13	0	37	0	3	57	5	1	4	16	0	1	0	1	168
Katavi	1	1	4	0	4	0	0	7	8	0	0	3	1	0	0	0	29
Kilimanjaro	0	16	1	0	8	1	0	18	2	0	0	13	0	0	0	0	59
Kigoma	0	302	15	0	11	0	0	21	4	1	0	9	2	0	0	8	373
Lindi	1	0	0	0	19	0	0	21	2	0	0	3	1	1	0	0	48
Manyara	0	3	0	0	16	0	0	15	7	0	0	8	0	0	0	0	49
Mara	0	6	0	0	17	0	4	20	7	0	8	8	0	1	0	7	78
Mbeya	1	2	0	0	32	1	0	26	8	0	0	6	0	0	4	0	80
Morogoro	1	19	3	0	78	0	1	80	6	0	16	14	1	0	0	3	222
Mtwara	0	0	0	1	20	0	0	6	12	0	0	7	0	0	1	1	48
Mwanza	1	13	1	0	18	0	0	16	2	0	1	8	0	0	3	7	70
Njombe	0	0	0	0	19	0	0	8	2	0	19	1	0	1	0	1	51
Pwani	0	17	0	0	6	0	0	16	12	0	0	6	0	0	0	6	63
Rukwa	0	7	1	0	3	0	0	27	13	0	0	2	1	0	0	6	60
Ruvuma	0	0	0	0	14	0	0	16	5	0	23	9	1	1	0	1	70
Shinyanga	0	0	0	0	12	0	0	11	1	1	0	4	0	0	0	1	30
Simiyu	0	0	23	0	15	0	1	20	7	1	9	6	0	0	0	2	84
Singida	0	0	10	0	18	0	0	23	4	0	7	9	0	0	0	0	71
Songwe	1	1	0	0	7	0	1	12	6	0	0	7	0	0	0	1	36
Tabora	0	58	17	16	18	0	2	66	3	4	11	8	0	0	1	3	207
Tanga	0	45	2	2	64	1	0	70	5	0	18	21	0	0	2	1	231
Total	11	603	117	20	531	8	25	667	146	12	187	205	9	15	22	52	2630

Source: Tanzania Prisons Service

5.5 Prisoners Released by Parole by Sex and Region

Parole is a legal process used by Tanzania Prisons Service in favor of convict prisoner who is serving a sentence of imprisonment for a period of four years or more, can be released on parole if:-

- a. he is not serving a life sentence;
- b. he is not serving a sentence for the offence of armed robbery, dealing in dangerous drugs, rape or defilement;
- c. his sentence has not otherwise been commuted or subjected to a community service order under the Community Service Act 2
- d. he has served one third of his sentence for any other offence other than those stipulated in paragraph (b)
- e. he has conducted himself with good behavior for all of the time he has been serving the sentence before he is due for parole; and
- f. while on parole he complies with parole conditions laid down under section 7 of this Act;
- g. the sentencing court does not prohibit the grant of parole under section 167 of the Criminal Procedure Act

In 2024, a total of 112 convicts were released on Parole procedures. Regions released more convicts were Kilimanjaro (13: 11.6 percent), Mara and Mbeya (9 each: 8.0 percent), and Kagera and Manyara (8 each: 7.1 percent). Regions which released few convicts were: Lindi, Mtwara and Pwani (1 each: 0.9 percent), (Table 5.6 and Figure 5.2).

Table 5.6 Prisoners released by Parole by Region and Sex 2024.

Region	M	F	Total	Percent
Arusha	0	3	3	2.7
Dar es salaam	0	0	0	0.0
Dodoma	4	0	4	3.6
Geita	2	0	2	1.8
Iringa	5	0	5	4.5
Kagera	8	0	8	7.1
Kigoma	4	0	4	3.6
Kilimanjaro	13	0	13	11.6
Katavi	2	0	2	1.8
Lindi	1	0	1	0.9
Manyara	6	2	8	7.1
Mara	8	1	9	8.0
Mbeya	9	0	9	8.0
Morogoro	4	0	4	3.6
Mtwara	1	0	1	0.9
Mwanza	3	0	3	2.7
Njombe	5	0	5	4.5
Pwani	1	0	1	0.9
Ruvuma	3	0	3	2.7
Rukwa	5	0	5	4.5
Singida	3	0	3	2.7
Shinyanga	3	0	3	2.7
Songwe	0	0	0	0.0
Simiyu	7	0	7	6.3
Tabora	3	0	3	2.7
Tanga	6	0	6	5.4
Total	106	6	112	100.0

Source: Tanzania Prisons Service

5.6 Escapee Offenders under Lawful Custody by Sex and Region

In 2024, a total of 327 offenders escaped under lawful custody: 318 convict prisoners, equivalent to 97.2 percent and 9 remand prisoner's equivalent to 2.8 percent.

Regions that recorded a large number of escapees were Shinyanga (39: 11.9 percent), Mara and Arusha (27 each: 8.3 percent) and Kagera (24: 7.3 percent). Regions that recorded few escapees were Tabora and Katavi (2 each: 0.6 percent), Kilimanjaro (3: 0.9 percent) and Simiyu and Lindi (4 each: 1.2 percent), (Table 5.7).

Table 5.7 Number of Escapee Offenders by Sex, Type and Region: Tanzania Mainland, 2024

Region	Convicts			Total	Remands			Total	Grand total
	M	F	J		M	F	J		
Arusha	27	0	0	27	0	0	0	0	27
Dar es Salaam	11	0	0	11	2	0	0	2	13
Dodoma	19	0	0	19	0	0	0	0	19
Geita	4	0	0	4	0	0	0	0	4
Iringa	10	0	0	10	0	0	0	0	10
Kagera	23	1	0	24	0	0	0	0	24
Kigoma	7	0	0	7	0	0	0	0	7
Kilimanjaro	3	0	0	3	0	0	0	0	3
Katavi	2	0	0	2	0	0	0	0	2
Lindi	4	0	0	4	0	0	0	0	4
Manyara	12	0	0	12	1	0	0	1	13
Mara	27	0	0	27	0	0	0	0	27
Mbeya	22	0	0	22	0	0	0	0	22
Morogoro	19	0	0	19	1	0	0	1	20
Mtwara	9	0	0	9	0	0	0	0	9
Mwanza	12	0	0	12	0	0	0	0	12
Njombe	4	0	0	4	0	0	0	0	4
Pwani	8	0	0	8	0	0	0	0	8
Ruvuma	10	0	0	10	0	0	0	0	10
Rukwa	22	0	0	22	0	0	0	0	22
Singida	7	0	4	11	0	0	0	0	11
Shinyanga	35	0	0	35	4	0	0	4	39
Songwe	5	0	0	5	0	0	0	0	5
Simiyu	3	0	0	3	1	0	0	1	4
Tabora	2	0	0	2	0	0	0	0	2
Tanga	6	0	0	6	0	0	0	0	6
Total	313	1	4	318	9	0	0	9	327

Source: Tanzania Prisons Service

5.7 Death of offenders in Prisons by Sex and Region

In 2024, a total of 124 offenders died while serving their sentences due to various causes such as: HIV /AIDS, Anemia, TB, Malaria and Heart Failure. Out of them 90 which is equivalent to 72.6 percent were convicts and 34 remands equivalent to 27.4 percent.

Regions which registered relatively more offender's deaths were: Kagera and Mbeya (10 each: 8.1 percent), Dar es Salaam and Tabora (8 each: 5.6 percent) and Tanga (7: 5.6 percent). Regions which registered relatively few deaths were: Ruvuma, Manyara and Kigoma (1 each: 0.8 percent), Songwe, Lindi and Katavi (2 each: 1.6 percent) and Simiyu and Njombe (3 each: 2.4 percent), (Table 5.8).

Table 5.8 The Death of Offenders in Prisons by Region and Sex Tanzania Mainland, 2024

Region	Convicts	Remands	Total
	Adults	Adults	
	M	M	
Arusha	5	1	6
Dar es Salaam	7	1	8
Dodoma	2	3	5
Geita	3	1	4
Iringa	6	0	6
Kagera	7	3	10
Kigoma	1	0	1
Kilimanjaro	2	3	5
Katavi	2	0	2
Lindi	2	0	2
Manyara	1	0	1
Mara	3	1	4
Mbeya	6	4	10
Morogoro	3	1	4
Mtwara	2	3	5
Mwanza	1	3	4
Njombe	2	1	3
Pwani	5	0	5
Ruvuma	1	0	1
Rukwa	6	0	6
Singida	4	2	6
Shinyanga	5	1	6
Songwe	1	1	2
Simiyu	2	1	3
Tabora	6	2	8
Tanga	5	2	7
Total	90	34	124

Source: Tanzania Prisons Service

CHAPTER SIX

Offenders Charged with Disciplinary Penalties while in Prisons

6.0 Introduction

In accordance to 2003 Prison Regulations, the Officer In-Charge (**O^I/c**) have the power to punish any offender who misbehaves in prison except for corporal punishment which requires approval from the Commissioner General of Prisons.

The Officer In-Charge of the Prison is empowered to punish offenders as follows: loss of remission, penal diet, solitary confinement and taking him/her to a court of law if necessary. Before implementation of a penal diet and solitary confinement, the medical officer of the prison must examine the offender and produce a medical report to confirm if the offender is fit for punishment. The aim of the punishment is to change the behaviour of offenders who misbehave while in prison.

6.1 Offenders Awarded Penalties in Prisons by Region and Type of Crime

In 2024, a total of 114 offenders were punished after committing various offences compared to 61 offenders in 2023. This is an increase of 53 offenders, equivalent to 86.9 percent. 5 convicts were punished with corporal punishment, loss of remission and solitary confinement, 7 convicts were punished with corporal punishment, loss of remission and penal diet, 43 convicts were punished with loss of remission only, 1 convict was punished with loss of remission and penal diet, 27 convicts were punished with loss of remission and solitary confinement, 15 convicts were punished penal diet only, 1 convict was punished with penal diet and solitary confinement and 15 convicts were punished with solitary confinement only.

Regions which awarded penalties to many offenders in 2024 were Morogoro (55: 48.2 percent), Dar es Salaam (32: 28 percent) Iringa (16: 14 percent) and Mara (4: 3.5 percent), (Table 6.1).

Table 6.1 Number of Offenders Charged with Disciplinary Penalties While in Prisons by Type of Penalty and Region: Tanzania Mainland, 2024

Region	Corporal punishment		Loss of remission			Penal diet		Solitary confinement	Total
	and loss of remission and solitary confinement	and loss of remission and penal diet	Only	and penal diet	and solitary confinement	Only	and solitary confinement		
Arusha	0	0	3	0	0	0	0	0	3
Dar es Salaam	0	0	9	0	21	0	0	2	32
Iringa	0	0	0	0	0	4	0	12	16
Kagera	0	0	1	1	0	0	0	0	2
Mara	0	0	4	0	0	0	0	0	4
Mbeya	0	0	0	0	0	0	0	1	1
Morogoro	5	7	25	0	6	11	1	0	55
Pwani	0	0	1	0	0	0	0	0	1
Total	5	7	43	1	27	15	1	15	114

Source: Tanzania Prisons Service

CHAPTER SEVEN

Remand Prisoners Sentenced to Imprisonment While in Prisons

7.0 Introduction

This chapter presents information on remand prisoners who sentenced to prison because of committing various crimes.

7.1 Remands Convicted While in Prison by Sex and Region

In 2024, a total of 7,155 remands were sentenced while in the prison compared to 5,982 remands in 2023 there was an increase of 1,173 remands, which is equivalent to 19.6 percent. Among them, 6,776 (94.7 percent) were males, 333 (4.7 percent) were females and 46 children which is equal to 0.6 percent.

Regions which recorded large numbers of remands convicted while in prisons compared to other regions in 2024 were Mbeya (1,722: 24.1percent), Morogoro (664: 9.3 percent) and Kagera (578: 8.1 percent).

Regions which recorded small numbers of convicted remands compared to others were Tabora (6: 0.1 percent), Lindi (9: 0.1percent) and Arusha (16: 0.2 percent), of remands convicted while in prison (Table 7.1)

Table 7.1 Number of Remands Convicted While in Prison by Sex and Region: Tanzania Mainland, 2024

Region	2023					2024				
	M	F	J	Total	Percent	M	F	J	Total	Percent
Arusha	8	0	0	8	0.1	14	2	0	16	0.2
D'Salaam	103	3	0	106	1.8	240	0	0	240	3.4
Dodoma	179	2	0	181	3.0	249	40	0	289	4.0
Geita	345	6	0	351	5.9	169	4	0	173	2.4
Iringa	123	4	0	127	2.1	82	2	0	84	1.2
Kagera	346	0	0	346	5.8	559	19	0	578	8.1
Kigoma	78	0	0	78	1.3	146	12	0	158	2.2
Kilimanjaro	202	1	0	203	3.4	464	9	5	478	6.7
Katavi	58	0	0	58	1.0	60	1	0	61	0.9
Lindi	7	0	0	7	0.1	9	0	0	9	0.1
Manyara	158	2	0	160	2.7	381	9	0	390	5.5
Mara	367	1	0	368	6.2	332	10	0	342	4.8
Mbeya	1,678	78	0	1,756	29.4	1,616	106	0	1,722	24.1
Morogoro	33	2	14	49	0.8	589	36	39	664	9.3
Mtwara	169	0	0	169	2.8	254	11	0	265	3.7
Mwanza	456	8	0	464	7.8	277	10	2	289	4.0
Njombe	78	2	0	80	1.3	60	5	0	65	0.9
Pwani	568	0	3	571	9.5	313	18	0	331	4.6
Ruvuma	76	0	0	76	1.3	132	0	0	132	1.8
Rukwa	58	0	0	58	1.0	48	13	0	61	0.9
Singida	189	0	0	189	3.2	153	5	0	158	2.2
Shinyanga	168	0	0	168	2.8	176	16	0	192	2.7
Songwe	46	0	0	46	0.8	95	1	0	96	1.3
Simiyu	123	0	0	123	2.1	223	0	0	223	3.1
Tabora	189	0	0	189	3.2	6	0	0	6	0.1
Tanga	46	5	0	51	0.9	129	4	0	133	1.9
Jumla	5,851	114	17	5,982	100.0	6,776	333	46	7,155	100.0
Asilimia	98.0	1.9	0.1	100.0		94.7	4.7	0.6	100.0	

Source: Tanzania Prisons Service

CHAPTER EIGHT

Conclusion

8.0 Introduction

According to the Prisons Act Cap No. 58 which govern TPS, TPS still needs more professional and skilled prisons staff to help increase efficiency in accomplishing their tasks.

The Tanzania Prisons Service Statistical Report presents information on the actual situation of prisons in the country. It gives statistical information that will enable the TPS in monitoring, evaluating and providing strategies (short, medium and long term). The aim is to enhance various development activities and make appropriate decisions in time. It is essential for the TPS to use statistical data presented in this report in executing its functions by preserving and rehabilitating of offenders to enable them to be good citizens after completing their sentences.

Furthermore, the statistical data will enable the TPS to collaborate with other development organs for the purpose of improving offenders lively hood and bring meaningful contribution in fighting against poverty with the ultimate aim of raising national economy. Eventually, this will help the public to visualize the prison as an instrument in correcting offender's behaviour for the benefit of the entire community instead of visualizing it as an instrument of persecution.

In addition, the statistical data will enable the TPS to give substantial advice to security organs and other stake holders of Criminal Justice on how to combat crime in the country so that society can participate in development activities peacefully. By doing so the TPS will create conducive environment for citizens, institutions, investors and the nation as a whole as stipulated in the Third National Five Year Development Plan 2020/21 to 25/26.

Although the TPS is doing well in executing its functions, yet there are various challenges that need attention for the department to achieve its goals. Some of the challenges are as follows: -

- Presence of pregnant prisoners and those with children:
- Shortage of equipment (vehicles, ICT equipment's, medical equipment's, medicine and agricultural equipment's).
- Poor infrastructure that hinder proper segregation of offenders in prisons.
- Present of large number of recidivist

8.1 Recommendations

- In reference to the increasing number of pregnant prisoners and those with children in prisons, more legal efforts should be made to enable those with minor offences to be awarded alternative sentences or be acquitted:
- The TPS should be provided with enough resources (financial and equipment) to adopt with the science and technological advancement in order to strengthen rehabilitation services of offenders: and
- Other Institutions and Civil Societies should continue to educate the community to discourage committing criminal offences especially the working age group.
- Community should receive prisoners who finish their sentences in a good way so as to help in reducing large number of recidivists in prisons

Appendix Tables

Table 1: Number of Prisoners Present in Prisons by Sex and Region: Tanzania Mainland, 2024

Region	Convicts			Remands			Total			Grand Total
	Adults		J	Adults		J	Adults		J	
	M	F		M	F		M	F		
Arusha	666	13	0	332	13	0	998	26	0	1,024
Dar es Salaam	1,513	73	2	1,198	88	14	2,711	161	16	2,888
Dodoma	1,220	44	12	421	37	14	1,641	81	26	1,748
Geita	556	7	5	383	5	16	939	12	21	972
Iringa	553	6	0	129	11	0	682	17	0	699
Kagera	1,219	44	0	416	38	0	1,635	82	0	1,717
Kigoma	1,200	58	0	213	9	0	1,413	67	0	1,480
Kilimanjaro	706	42	0	319	22	0	1,025	64	0	1,089
Katavi	328	2	0	193	9	1	521	11	1	533
Lindi	344	2	4	85	2	2	429	4	6	439
Manyara	469	8	5	144	3	3	613	11	8	632
Mara	824	7	0	454	23	4	1,278	30	4	1,312
Mbeya	1,003	27	0	341	19	0	1,344	46	0	1,390
Morogoro	1,107	38	44	234	11	6	1,341	49	50	1,440
Mtwara	507	12	0	95	4	0	602	16	0	618
Mwanza	947	41	18	589	35	14	1,536	76	32	1,644
Njombe	319	7	0	57	3	1	376	10	1	387
Pwani	331	3	0	176	2	0	507	5	0	512
Ruvuma	473	10	0	104	8	0	577	18	0	595
Rukwa	508	1	0	120	7	0	628	8	0	636
Singida	456	4	1	212	17	0	668	21	1	690
Shinyanga	297	20	1	214	17	0	511	37	1	549
Songwe	202	10	0	105	4	1	307	14	1	322
Simiyu	361	8	0	133	10	0	494	18	0	512
Tabora	1,019	22	0	255	14	0	1,274	36	0	1,310
Tanga	1,220	13	0	222	3	0	1,442	16	0	1,458
Total	18,348	522	92	7,144	414	76	25,492	936	168	26,596

Source: Tanzania Prisons Service

Table 2: Number of Prisoners Received in Prisons by Sex and Region: Tanzania Mainland, 2024.

Region	Remand				Convicts				Grand
	M	F	J	Total	M	F	J	Total	Total
Arusha	3,789	296	6	4,091	791	51	3	845	4,936
D'Salaam	6,025	1,526	284	7,835	1,840	125	26	1991	9,826
Dodoma	4,523	389	92	5,004	1,338	83	12	1433	6,437
Geita	3,915	165	86	4,166	1,365	72	32	1469	5,635
Iringa	1,845	154	16	2,015	502	31	12	545	2,560
Kagera	5,586	641	19	6,246	2,022	162	15	2199	8,445
Kigoma	2,485	184	26	2,695	1,124	58	11	1193	3,888
Kilimanjaro	6,012	465	12	6,489	1,058	101	8	1167	7,656
Katavi	2,649	132	28	2,809	525	37	6	568	3,377
Lindi	1,985	42	26	2,053	716	41	22	779	2,832
Manyara	2,935	248	8	3,191	669	40	5	714	3,905
Mara	7,059	287	79	7,425	861	72	15	948	8,373
Mbeya	4,112	319	39	4,470	1,230	80	29	1339	5,809
Morogoro	3,085	268	161	3,514	1,595	119	64	1778	5,292
Mtwara	1,743	115	26	1,884	668	33	15	716	2,600
Mwanza	4,184	618	43	4,845	1,178	111	56	1345	6,190
Njombe	1,749	169	23	1,941	427	33	11	471	2,412
Pwani	4,115	168	19	4,302	1,244	39	8	1291	5,593
Ruvuma	1,106	115	21	1,242	1,065	32	4	1101	2,343
Rukwa	1,683	136	16	1,835	552	42	6	600	2,435
Singida	3,212	269	6	3,487	655	48	3	706	4,193
Shinyanga	2,514	175	8	2,697	582	48	0	630	3,327
Songwe	1,746	86	12	1,844	609	40	8	657	2,501
Simiyu	2,001	146	3	2,150	385	43	0	428	2,578
Tabora	2,212	309	16	2,537	866	44	9	919	3,456
Tanga	3,359	114	16	3,489	1,584	83	13	1680	5,169
Total	85,629	7,536	1,091	94,256	25,451	1,668	393	27,512	121,768

Source: Tanzania Prisons Service

Table 3: Number of Foreign Convicted Prisoners Present in Prisons by Country of Origin, Sex and Type of Offence: Tanzania Mainland, 2024.

Offence	Angola	Brazil		Burundi		Cameroun	China	Cote d' ivoires	Congo		Ethiopia	Ghana	Greece	Guinea		India	Indonesia	Iran	Ireland	Italy	Kenya	
	M	M	F	M	F	M	M	M	M	F	M	M	M	M	F	M	M	M	M	M	M	F
Murder	0	0	0	6	0	0	0	0	0	0	0	0	0	0	0	0	0	0	0	0	0	0
Manslaughter	0	0	0	0	0	0	0	0	0	0	0	0	0	0	0	0	0	0	0	0	2	0
Armed robbery	0	0	0	10	0	0	0	0	0	0	0	0	0	0	0	0	0	0	0	0	0	1
Drug Trafficking	0	0	0	0	0	0	0	0	0	0	0	0	0	0	0	0	0	4	0	0	0	0
Possession of Fire Arms and Ammunition	0	0	0	12	4	0	0	0	3	0	0	0	0	0	0	0	0	0	0	0	6	0
Possession of Narcotic Drugs	0	0	0	0	0	0	0	0	3	0	0	0	0	0	0	0	0	0	0	0	5	0
Theft	0	0	0	26	0	0	0	0	7	0	0	0	0	0	0	0	0	0	0	0	0	0
Possession of Government trophies	0	0	0	9	0	0	0	0	8	0	0	0	0	0	0	0	0	0	0	0	0	0
Human Trafficking	0	0	0	0	0	0	0	0	0	0	0	0	0	0	0	0	0	0	0	0	3	0
Illegal Immigrants	1	1	1	1225	45	1	4	1	9	1	231	2	1	2	1	3	1	1	1	1	14	1
Unlawful Entry into the Game Reserves	0	0	0	127	4	0	0	0	1	0	0	0	0	0	0	0	0	0	0	0	0	0
Illegal Fishing	0	0	0	21	0	0	0	0	0	0	0	0	0	0	0	0	0	0	0	0	0	0
Others	0	0	0	121	4	0	0	0	4	0	0	0	0	0	0	0	0	0	0	0	4	0
Total	1	1	1	1557	57	1	4	1	35	1	231	2	1	2	1	3	1	5	1	1	34	2

Source: Tanzania Prisons Service

Table 3 (Continue):

Offence																													Total
	Latvia		Liberia		Malawi		Malaysia		Mozambique			USA		Nigeria		Pakistan	Peru	Poland	Rwanda	Somalia		Sudan		Uganda		Yemen	Zambia	Zimbabwe	
	M	F	M	F	M	F	M	M	F	M	F	M	F	M	M	M	M	F	M	M	F	M	F	M	M	F	M		
Murder	0	0	0	0	0	0	0	0	0	0	0	0	0	0	0	0	0	0	0	0	0	0	0	0	0	0	0	6	
Manslaughter	0	0	0	0	0	0	0	0	0	0	0	0	0	0	0	0	0	0	0	0	0	0	0	0	0	0	0	2	
Armed robbery	0	0	0	0	0	0	0	0	0	0	0	0	0	2	0	0	0	0	0	0	0	0	0	0	0	0	0	13	
Drug Trafficking	0	0	0	0	0	0	0	0	0	0	0	0	0	0	0	0	0	0	0	0	0	0	0	0	0	0	0	4	
Possession of Fire Arms and Ammunition	0	0	0	0	0	0	0	0	0	0	0	2	0	0	0	0	0	0	0	0	0	0	0	0	0	0	0	27	
Possession of Narcotic Drugs	0	0	0	0	0	0	0	0	0	0	0	0	0	0	0	0	4	0	0	0	0	0	0	0	0	0	0	12	
Theft	0	0	0	0	0	0	0	0	0	0	0	0	0	0	0	0	0	0	0	0	0	0	0	0	0	0	0	33	
Possession of Government trophies	0	0	0	0	0	0	0	0	0	0	0	0	0	0	0	0	0	0	0	0	0	0	0	0	0	0	0	17	
Human Trafficking	0	0	0	0	0	0	0	0	0	0	0	0	0	0	0	0	0	0	0	0	0	0	0	0	0	0	0	3	
Illegal Immigrants	1	1	1	1	21	9	1	2	1	3	1	11	3	0	1	1	8	3	12	2	1	6	1	1	3	1	1	1645	
Unlawful Entry into the Game Reserves	0	0	0	0	2	0	0	0	0	0	0	0	0	0	0	0	16	0	0	0	0	5	0	0	0	0		155	
Illegal Fishing	0	0	0	0	0	0	0	0	0	0	0	0	0	0	0	0	0	0	0	0	0	0	0	0	0	0	0	21	
Others	0	0	0	0	0	4	0	0	0	0	0	7	0	0	0	0	8	0	1	0	0	0	0	0	0	0	0	153	
Total	1	1	1	1	23	13	1	2	1	3	1	20	3	2	1	1	36	3	13	2	1	11	1	1	3	1	1	2,091	

Source: Tanzania Prisons Service

Table 4: Number of Foreign Remand Prisoners Present in Prisons by Sex, Country of Domicile and Type of Offense: Tanzania Mainland, 2024

Type of Offence	South Africa		Angola		Burundi		Cameroun		China		Comoros		Congo		Ethiopia		Guinea		India		Iran		Jamaica		Kenya		Malawi		Mozambique		Nepal		Nigeria		Pakistan		Rwanda		Sierra Leone		Somalia		Uganda		Total
	M	F	M	M	F	M	M	M	M	M	M	M	M	M	M	M	F	M	M	M	M	M	F	M	M	M	M	F	M	M	M	F	M	M	M	F									
Murder	0	0	0	6	0	0	0	0	0	0	0	0	0	0	0	0	0	0	0	0	0	0	0	0	0	0	0	0	0	0	0	0	0	0	0	0	0	0	0	0	0	6			
Manslaughter	0	0	0	0	0	0	0	0	0	0	0	0	0		2		0	0			0			0		0	0	0	0	0	0	0	0	0	0	0	0	0	0	0	2				
Armed Robbery	0	0	0	9	0	0	0	0	0	0	0	0	0	0	0	0	0	0	0	0	0	0	0	0	0	0	0	0	0	0	0	0	0	0	0	0	0	0	0	0	0	9			
Drug Trafficking	0	0	0	0	0	0	0	0	0	0	0	0	6	0	0	0	0	0	0	0	0	0	0	0	1	0	0	0	0	0	0	0	0	0	0	0	0	0	0	0	0	7			
Possession of fire arms and ammunition	0	0	0	2	1	0	0	0	0	0	0	0	0	0	2	0	1	0	0	0	0	0	0	0	0	0	0	0	0	0	0	0	0	0	0	0	0	0	0	0	0	6			
Possession of narcotic drugs	0	0	0	0	0	0	0	0	4	0	0	0	0	0	4	0	0	0	0	0	0	0	0	0	1	2	0	0	0	0	0	0	0	0	0	0	0	0	0	0	0	11			
Theft	0	0	0	11	0	0	0	0	2	0	0	0	0	0	0	2	0	0	0	0	0	0	0	0	0	0	0	0	0	0	0	0	0	0	0	0	0	0	0	0	0	15			
Possession of government trophies	0	0	0	9	0	0	0	0	4	0	0	0	0	0	0	0	0	0	0	0	0	0	0	0	0	0	0	0	0	0	0	0	0	0	0	0	0	0	0	0	0	13			
Human trafficking	0	0	0	0	0	0	0	0	0	0	0	0	0	0	0	0	0	0	0	0	0	0	0	3	0	0	0	0	0	0	0	0	0	0	0	0	0	0	0	0	0	3			
Illegal immigrant	1	1	1	89	1	1	3	1	4	130	1	2	1	1	3	21	18	2	1	7	0	4	2	1	2	2	1	2	2	1	2	2	1	2	2	1	2	2	1	301					
Unlawful entry into the game reserves	0	0	0	7	0	0	0	0	0		0	0	0	0	0	2	0	0	0	0	0	0	0	0	0	0	2	0	0	0	0	0	0	0	0	0	0	0	0	0	11				
Illegal fishing	0	0	0	3	0	0	0	0	0	0	0	0	0	0	0	0	0	0	0	0	0	0	0	0	0	0	0	0	0	0	0	0	0	0	0	0	0	0	0	0	0	3			
Others	0	0	0	7	0	0	0	0	0	0	0	0	0	0	0	0	0	0	0	0	0	0	0	0	0	0	0	0	0	0	0	0	0	0	0	0	0	0	0	0	7				
Total	1	1	1	143	2	1	3	1	14	130	1	2	7	1	11	25	19	2	1	10	2	8	2	1	2	2	1	2	2	1	2	2	1	2	2	1	2	2	1	394					

Source: Tanzania Prisons Service

Table 5: Number of Foreign Convicted Prisoners Received in Prisons from Court by Sex, Country of Domicile and Type of Offense: Tanzania Mainland, 2024

Type of Offense	Angola		Burundi	Cameroon		China	Comoros	Congo			DRC	Ethiopia	France	India	Italia	Cote d'Ivoire	Kenya	Malawi	USA	Nigeria	Rwanda	Sierra Leone	Somalia	Sudan	Turkey	Uganda	Zambia	Total			
	M	F	M	M	M	M	M	F	M	F	M	M	M	M	M	M	F	M	F	M	M	F	M	M	M	M	F	M			
Murder	0	2	0	0	0	0	0	0	0	0	0	0	0	0	1	0	0	0	0	0	0	0	0	0	0	0	0	0	3		
Armed Robbery	0	5	0	0	0	0	0	0	0	0	0	0	0	0	0	1	0	0	0	0	0	12	0	0	0	0	0	0	18		
Drug Trafficking	0	0	0	0	0	1	0	0	0	0	0	0	0	0	0	3	0	0	0	1	0	0	0	0	0	0	0	0	5		
Possession of Narcotic Drugs	0	0	0	0	0	0	0	0	0	0	0	0	1	2	0	5	1	0	0	1	2	0	0	0	0	0	0	0	12		
Theft	0	25	6	0	0	0	14	2	16	6	0	0	0	0	0	4	0	0	0	0	0	6	0	0	0	0	0	0	79		
Rape	0	4	0	0	0	0	4	0	7	0	0	0	0	0	0	0	0	0	0	0	0	0	0	0	0	0	0	0	15		
Assault	0	7	0	0	0	0	6	0	12	5	0	0	0	0	0	0	0	0	0	0	0	0	0	0	0	1	0	0	31		
Piracy	0	0	0	0	0	0	0	0	0	0	0	0	0	0	0	0	0	0	0	0	0	0	0	0	0	1	0	0	1		
Illegal Immigrant	3	956	15	1	1	0	14	6	11	7	265	2	1	0	0	2	1	1	1	0	0	15	4	0	23	9	2	13	6	2	1,361
Unlawful entry into the game reserve	0	156	9	0	0	0	0	0	1	0	0	0	0	0	0	0	0	2	1	0	2	31	9	2	0	0	0	1	0	0	214
Criminal trespass	0	7	0	0	0	0	0	0	0	0	0	0	0	0	0	0	0	0	0	0	0	18	0	0	0	0	0	0	0	25	
Possession of illicit liquor	0	0	0	0	0	0	0	0	4	6	0	0	0	0	0	0	0	0	0	0	0	0	0	0	0	0	0	0	0	10	
Burglary	0	6	0	0	0	0	0	0	0	0	0	0	0	0	0	0	0	0	0	0	0	0	0	0	0	0	0	0	0	6	
Threat to kill	0	4	0	0	0	0	0	0	0	0	0	0	0	0	0	0	0	0	0	0	0	0	0	0	0	0	0	0	0	4	
Threat to kill by words	0	0	0	0	0	0	0	0	7	0	0	0	0	0	0	0	0	0	0	0	0	0	0	0	0	0	0	0	0	7	
Possession of stolen property	0	0	0	0	0	0	0	0	0	0	0	0	0	0	0	0	0	0	0	0	0	12	0	0	0	0	0	0	0	12	
Cattle theft	0	14	0	0	1	0	0	0	16	0	1	0	0	0	0	0	0	0	0	0	0	0	0	0	0	0	0	0	0	32	
Others	0	0	0	0	0	0	0	0	1	0	1	0	0	0	0	0	0	0	0	0	0	1	0	0	0	0	0	0	0	3	
Total	3	1,186	30	1	2	1	38	8	75	24	267	2	2	2	1	15	2	3	2	2	4	95	13	2	23	9	2	16	6	2	1,838

Source: Tanzania Prisons Service

Table 6: Number of Foreign Remand Prisoners Received in Prisons from Court by Sex, Country of Domicile and Type of Offense: Tanzania Mainland, 2024

Type of Offence	Angola		Burundi	Cameroon	China	Comoros		Congo		DRC	Ethiopia	France	India	Italia	Cote d'Ivoire		Kenya		Malawi	USA	Nigeria		Rwanda	Sierra Leone	Somalia	Sudan	Turkey	Uganda	Zambia	Total	
	M	M	F	M	M	M	M	F	M	F	M	M	M	M	M	M	F	M	F	M	M	M	F	M	M	M	M	F	M		
Murder	0	11	0	0	0	0	0	0	0	0	0	0	0	0	1	0	0	0	0	0	0	0	0	0	0	0	0	0	0	12	
Armed Robbery	0	5	0	0	0	0	0	0	0	0	0	0	0	0	0	1	0	0	0	0	0	20	0	0	0	0	0	0	0	26	
Drug Trafficking	0	0	0	0	0	1	0	0	0	0	0	0	0	0	0	3	0	0	0	1	0	0	0	0	0	0	0	0	0	5	
Possession of Narcotic Drugs	0	0	0	0	0	0	0	0	0	0	0	0	2	2	0	5	1	0	0	1	2	0	0	0	0	0	0	0	0	13	
Theft	0	107	12	0	0	0	14	2	29	6	0	0	0	0	0	4	0	0	0	0	0	13	0	0	0	0	0	0	0	187	
Rape	0	4	0	0	0	0	4	0	7	0	0	0	0	0	0	0	0	0	0	0	0	0	0	0	0	0	0	0	0	15	
Assault	0	7	0	0	0	0	6	0	12	5	0	0	0	0	0	0	0	0	0	0	0	0	0	0	0	0	1	0	0	31	
Piracy	0	0	0	0	0	0	0	0	0	0	0	0	0	0	0	0	0	0	0	0	0	0	0	0	0	0	1	0	0	1	
Illegal immigrant	3	1,222	32	1	1	0	14	6	11	7	326	2	1	0	0	2	1	1	1	0	0	26	8	0	23	9	2	13	6	2	1,720
Unlawful entry into the game reserves	0	216	15	0	0	0	0	0	1	0	0	0	0	0	0	0	0	2	1	0	2	31	12	2	0	0	0	1	0	0	283
Economic crime	0	0	0	0	0	0	0	0	0	0	0	0	3	0	0	0	0	0	0	0	0	0	0	0	0	0	0	0	0	3	
Criminal Trespass	0	7	0	0	0	0	0	0	0	0	0	0	2	0	0	0	0	0	0	0	0	23	0	0	0	0	0	0	0	32	
Possession of illicit liquor	0	0	0	0	0	0	0	0	4	6	0	0	0	0	0	0	0	0	0	0	0	0	0	0	0	0	0	0	0	10	
Burglary	0	8	0	0	0	0	0	0	0	0	0	0	0	0	0	0	0	0	0	0	0	0	0	0	0	0	0	0	0	8	
Threat to kill	0	7	0	0	0	0	0	0	0	0	0	0	0	0	0	0	0	0	0	0	0	0	0	0	0	0	0	0	0	7	
Threat to kill by words	0	0	0	0	0	0	0	0	7	0	0	0	0	0	0	0	0	0	0	0	0	0	0	0	0	0	0	0	0	7	
Possession of stolen property	0	0	0	0	0	0	0	0	0	0	0	0	0	0	0	0	0	0	0	0	0	12	0	0	0	0	0	0	0	12	
Cattle Theft	0	14	0	0	1	0	0	0	16	0	0	0	0	0	0	0	0	0	0	0	0	0	0	0	0	0	0	0	0	31	
Others	0	0	0	0	0	0	0	0	1	0	0	0	0	0	0	0	0	0	0	0	0	1	0	0	0	0	0	0	0	2	
Total	3	1,608	59	1	2	1	38	8	88	24	326	2	8	2	1	15	2	3	2	2	4	126	20	2	23	9	2	16	6	2	2,405

Source: Tanzania Prisons Service

Table 7: Number of Adult Remand Prisoners Present in Prisons by Sex, Duration of stay and Type of Offence: Tanzania Mainland, 2024

Type of Offence	Under 2 Months		Over 2 Months- 6 Months		Over 6 Months – 2 Years		Over 2 Years – 4 Years		Over 4 Years – 6 Years		Over 6 Years – 8 Years		Over 8 Years – 10 Years		Over 10 Years		Total		Grand Total
	M	F	M	F	M	F	M	F	M	F	M	F	M	F	M	F	M	F	
Murder	17	3	53	4	24	3	7	3	6	1	7	2	6	0	3	0	123	16	139
Attempt Murder	61	4	47	5	60	5	35	0	12	0	0	0	0	0	0	0	215	14	229
Armed Robbery	72	7	81	4	53	3	9	0	8	0	0	0	0	0	0	0	223	14	237
Drug Trafficking	36	3	39	5	37	9	16	5	14	0	0	0	0	0	0	0	142	22	164
Corruption	23	2	15	3	18	1	0	0	0	0	0	0	0	0	0	0	56	6	62
Possession of Fire arms and ammunition	31	3	59	4	26	2	10	3	0	0	0	0	0	0	0	0	126	12	138
Possession of Narcotic Drugs	227	9	182	5	186	4	96	0	21	0	0	0	0	0	0	0	712	18	730
Theft	721	18	452	11	236	7	97	0	17	0	0	0	0	0	0	0	1523	36	1559
Possession of government trophies	199	6	175	7	174	4	32	6	9	0	0	0	0	0	0	0	589	23	612
Rape	35	0	36	0	23	0	29	0	21	0	0	0	0	0	0	0	142	0	142
Sodomy	4	0	7	0	5	0	0	0	0	0	0	0	0	0	0	0	16	0	16
Assault	87	27	56	23	39	19	35	0	0	0	0	0	0	0	0	0	217	69	286
Arson	61	6	29	4	18	4	10	0	0	0	0	0	0	0	0	0	118	14	132
Human Trafficking	5	0	5	0	2	0	0	0	0	0	0	0	0	0	0	0	12	0	12
Road Traffic	56	0	0	0	0	0	0	0	0	0	0	0	0	0	0	0	56	0	56
Unlawful entry into the game reserves	25	1	17	0	10	0	0	0	0	0	0	0	0	0	0	0	52	1	53
Illegal Fishing	50	0	22	0	0	0	0	0	0	0	0	0	0	0	0	0	69	0	69
Economic crimes	27	4	14	2	0	0	0	0	0	0	0	0	0	0	0	0	41	6	47
Money Laundry	28	0	18	0	12	0	0	0	0	0	0	0	0	0	0	0	58	0	58
Forgery	24	0	27	0	18	0	0	0	0	0	0	0	0	0	0	0	69	0	69
Possession of forest products	44	0	62	0	42	0	0	0	0	0	0	0	0	0	0	0	148	0	148
Neglect to provide necessity	8	2	4	0	0	0	0	0	0	0	0	0	0	0	0	0	12	2	14
Criminal trespass	52	4	17	1	0	0	0	0	0	0	0	0	0	0	0	0	69	5	74
Illegal immigrant	148	12	0	0	0	0	0	0	0	0	0	0	0	0	0	0	148	12	160
Possession of illicit liquor	128	35	85	14	76	0	36	0	0	0	0	0	0	0	0	0	325	49	374
Loitering	523	26	0	0	0	0	0	0	0	0	0	0	0	0	0	0	523	26	549
Burglary	221	8	189	6	168	4	45	0	0	0	0	0	0	0	0	0	623	18	641
Threat to kill	15	2	13	0	8	0	0	0	0	0	0	0	0	0	0	0	36	2	38
Obtaining money by false pretence	32	3	10	1	0	0	0	0	0	0	0	0	0	0	0	0	42	4	46
Contempt to court	59	6	0	0	0	0	0	0	0	0	0	0	0	0	0	0	59	6	65
False information	5	0	0	0	0	0	0	0	0	0	0	0	0	0	0	0	5	0	5
Cause commotion	50	5	0	0	0	0	0	0	0	0	0	0	0	0	0	0	46	5	51
Property destruction	55	3	13	0	0	0	0	0	0	0	0	0	0	0	0	0	68	3	71
Threat to kill by words	44	3	22	2	12	0	0	0	0	0	0	0	0	0	0	0	78	5	83
Abuse of Language	56	12	0	0	0	0	0	0	0	0	0	0	0	0	0	0	56	12	68
Possession of stolen property	36	0	20	0	0	0	0	0	0	0	0	0	0	0	0	0	56	0	56
Cattle theft	55	0	48	0	0	0	0	0	0	0	0	0	0	0	0	0	103	0	103
Others	84	14	38	12	16	8	8	0	13	0	0	0	0	0	0	0	159	34	193
Total	3,404	228	1,855	113	1,263	73	465	17	121	1	7	2	6	0	3	0	7,115	434	7,558

Source: Tanzania Prisons Service

Table 8: Table 8: Number of Child Remand Prisoners who were in Prisons by Sex, Duration of stay and Type of Offence: Tanzania Mainland, 2024

Type of Offence	Under 2 Months		Over 2 Months - 6 Months		Over 6 Months - 2 Years		Over 2 Years - 4 Years		Over 4 6 Years		Over 6 Years - 8 Years		Over 8 Years - 10 Years		Over 10		Total		
	M	F	M	F	M	F	M	F	M	F	M	F	M	F	M	F	M	F	
Murder	0	0	0	0	0	0	3	0	0	0	0	0	0	0	0	0	3	0	3
Drug Trafficking	0	0	2	0	2	0	0	0	0	0	0	0	0	0	0	0	4	0	4
Possession of Fire arms and Ammunition	0	0	2	0	0	0	0	0	0	0	0	0	0	0	0	0	2	0	2
Possession of Narcotic Drugs	0	0	2	0	1	0	0	0	0	0	0	0	0	0	0	0	3	0	3
Theft	5	2	4	1	2	0	0	0	0	0	0	0	0	0	0	0	11	3	14
Possession of government trophies	4	0	2	0	0	0	0	0	0	0	0	0	0	0	0	0	6	0	6
Rape	3	0	2	0	0	0	0	0	0	0	0	0	0	0	0	0	5	0	5
Assault	4	0	4	0	0	0	0	0	0	0	0	0	0	0	0	0	8	0	8
Loitering	2	0	2	0	0	0	0	0	0	0	0	0	0	0	0	0	4	0	4
Burglary	2	0	2	0	0	0	0	0	0	0	0	0	0	0	0	0	4	0	4
Others	12	2	5	2	2	0	0	0	0	0	0	0	0	0	0	0	19	4	23
Total	32	4	27	3	7	0	3	0	0	0	0	0	0	0	0	0	69	7	76

Source: Tanzania Prisons Service

